



HELUKABEL®



 Edition 21

CABLE ACCESSORIES

Data sheets are as of date of print.
You can find the latest versions online
according to this principle:
www.helukabel.com/10001en*

* Instead of 10001 please insert the wanted part number.

■ EDITORIAL

Whether connecting, fastening or protecting – only with a screened connection equipment cables will fulfil its function reliable and especially permanent. For this reason we are offering the appropriate accessories for our cables and wires. Now the time has come: The new catalogue is hot off the press. The new "Cable accessories Edition 21" catalogue has not just be given a new facelift - also the content was revised. We expanded the catalogue with some more products: The new cable gland HELUTOP-HT-AIR-PA prevents the formation of condensation, for instance in switching cabinets beeing exposed to changing temperatures (see p. 185). The HELUTOP HT-Clean, a cable gland with blank surface used in the hygiene sector has very good cleaning properties and is also available as EMC version (see p. 176). All accessories in our product range comply with the latest guidelines and standards. Furthermore, you will find a completely revised cable lug program (from p. 379). All accessories are available from stock in our fully automated small parts warehouse with more than 36,000 bin locations – guided by the motto „Everything from a single source“.



Helmut Luksch,
CEO of HELUKABEL® GmbH



■ HELUKABEL® AT A GLANCE

SOLID

- Family enterprise since 1978

QUALITY-MINDED AND ECOLOGY-MINDED

- ISO 9001 & 14001 & 50001
- Energy supplied by the firm's own solar and bio-gas plant

HIDDEN CHAMPION

- 476 million Euro turnover
- 1200 employees

GLOBAL

- 48 locations in 29 countries

PRODUCTION

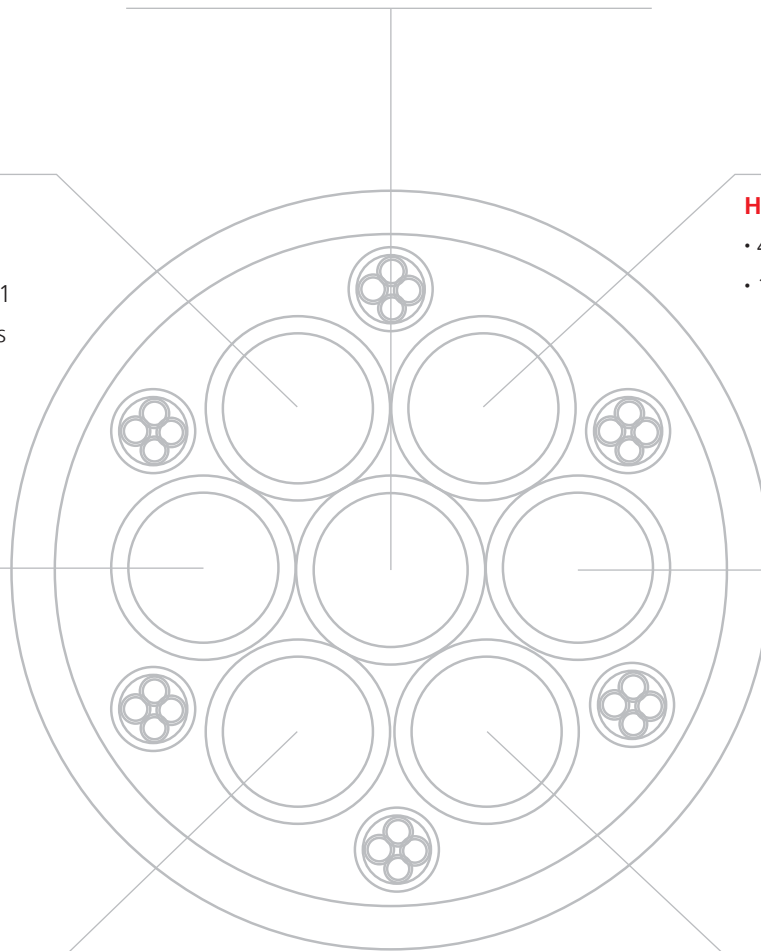
- 6 Manufacturing and assembly locations worldwide

LOGISTICS

- 33,000 products in stock, from the cable gland to the 2.40 m cable drum
- 24 h delivery service
- State-of-the-art logistics concept


PRODUCTS

Cables, wires, and cable accessories - a single source for industry and infrastructure



■ TABLE OF CONTENTS

LEAD TEXT	1
Research & Development.....	4
Production.....	6
Logistics Center.....	8
Our values	10
Our branded products.....	12
Robotec Systems	14
Kabelmat Wickeltechnik.....	16
Always close to you - 48 locations in 29 countries	18
Chapter overview	20
CABLE GLANDS	22
CABLE PROTECTION TUBE SYSTEMS	188
ENERGY DRAG CHAINS	284
INSULATED, SHRINK, BRAIDED, AND TEMPERATURE PROTECTION TUBES	300
ENDCAPS & CORE END SLEEVES	326
BUNDLING, BINDING, AND FASTENING	342
IDENTIFICATION & MARKING	362
PV-MALE & FEMALE CABLE COUPLERS	376
CORE END SLEEVES AND CABLE LUGS	378
TOOLS	424
HELUTEC® SIGNAL AND POWER CONNECTORS	486
TECHNICAL INFORMATION	500
General notes	502
Selection tables	511
Technical explanations	520
Type index and key word index	525
Part number index	529



■ RESEARCH & DEVELOPMENT

We develop optimal, customized cable solutions for our customers.



Torsion test

Our test facilities:

- Test systems for bending and torsion requirements
- Drag chain test systems with movement distances from 1 m, 3 m, 5 m, 6 m, 18 m, and 40 m
- Fire testing systems
- Abrasion testing systems
- Torsion test tower for wind turbines
- Aging ovens in accordance with UL, VDE, CSA, HAR, TÜV, CCC

Research and development are the foundation of our work and are an important engine for growth. In interdisciplinary teams we continuously develop our products and seek to enhance them for multiple applications. Moreover, we rely on customer feedback as well as cooperation with regional colleges and research institutes.

The materials that will be used are an important starting point of our work. In this regard, we place as much emphasis on searching for and utilizing new materials as we do on manufacturing our plastic mixtures (granulates) ourselves, in order to enhance mechanical properties, such as oil resistance, temperature range or chemical compatibility. Furthermore, we are capable of pulling a majority of our copper ourselves, and thus ensure a uniform, high quality relative to properties and workmanship.

By continuously optimizing our manufacturing processes and procedures, we have become more efficient and economical, and yet we are still able to take the complex requirements of a wide variety of applications (such as cables for industrial robots or for applications under clean-room conditions) into account.

A crucial stage in the development process of our products is the work done in our Test Centre. For example, cables suitable for drag chain implementation can be tested with acceleration up to 10 G. Temperature ranges from -50°C to $+250^{\circ}\text{C}$ are simulated in a special climate device so that drag chain cables can be tested for series production readiness before they are installed in applications like refrigerated warehouses or steel mills.



Drag chain test system



E HELMUT

40-200 Nm GERMANY

1000/1001
1000/1001

■ PRODUCTION


We specialize in the production of high-quality cables and wires.

In our two German plants, using the latest production methods, each year we manufacture approximately one million conductor kilometers (= 25 times around the world). More than 300 qualified employees are specialized in the production of high-quality standard and specialty cables. Through use of the latest materials and collaboration with international test institutes, we drive innovation in the areas of automation, data technology, building system technology, and renewable energy.

Since 2014, in a 7,000 m² facility in the Chinese city of Taicang (approx. 50 km northwest of Shanghai) HELUKABEL® has been producing cable and wires, primarily for the Asian region. As in the German plants, the focus here is also on high-quality, flexible and highly flexible cables and wires that are manufactured in accordance with Chinese and international standards. The use of flexible manufacturing cells enable short delivery times.



Braiding machine



Stranding machine

Our production in numbers:

- 40 000 m² production area
- 23 extruder systems
- 19 stranding machines
- 50 braiding machines
- Cables & wires from 0.05 to 1000 mm²
- Manufacturing in accordance with: VDE, EAC (GOST-R), UL, CSA, HAR, CCC, Germanischer Lloyd, TÜV or customer specification



■ LOGISTICS

Cable industry logistics redefined.

INDUSTRIAL CABLE

Our logistics center – Hemmingen/Stuttgart

- 40,500 Euro-pallet racks with max. reel weight of 1,500 kg; 16 aisles with 16 storage and retrieval devices
- 36,800 bin locations in the automatic small parts warehouse with a capacity of 1,000 bins per hour
- 670 storage spaces in the heavy load warehouse with max. reel weight of 4,000 kg and 2.20 m diameter
- 2 km conveyor line for pallets
- Conveyor connects direct to the cable-cutting machines
- Manual processes reduced to merely packing

INFRASTRUCTURE CABLES

Our logistics center – Neuenhagen/Berlin

- 11,000 cable reels in stock
- Automatic processing of reels up to 2.80 m diameter and 10 t
- 10 rewinding machines
- Cut to length with state-of-the-art 1,200 mm² cutting tools
- 24-hr delivery is possible

At its corporate headquarters in the Swabian town of Hemmingen, HELUKABEL® operates Europe's largest distribution centre for cables and wires. This is where a majority of the more than 33,000 products are housed in a 160,000 m² storage area. Through the use of state-of-the-art conveyor and control technology, more than 1,000 orders can be picked and shipped daily to destinations around the world.



Heavy-load length-cutting facility

Neuenhagen/Berlin is the central warehouse location for underground cable, medium-voltage cable, and other infrastructure cables. Storage capacities of more than 5,000 m² in the warehouse and 50,000 m² outdoors enable fast deliveries of cable, configured from 1 – 30 kV, to construction sites and major projects. The patented heavy load length-cutting machines with more than 10 tons of load capacity are the largest of their type in Germany.

The new logistics centre at the Taicang (China) production facility serves as a product distribution hub for the Asian region, and offers incredible advantages, particularly for servicing time-critical and volume-critical major projects.



Small parts warehouse



■ OUR VALUES

Success through quality and innovation

HELUKABEL® GmbH is an independent company that develops, manufactures and sells cables, wires and accessories. In an environment of increasing expectations from both customers and society, the growth strategy of HELUKABEL® GmbH is based on consistent target orientation, high adaptability and continuous development of its management system. Our goal is to achieve sustainable business success through the confidence and satisfaction of our customers and society. As a result, HELUKABEL® GmbH places great emphasis on

the quality and environmental impact of its processes and products, the efficient use of resources and energy, and on satisfying legal and regulatory requirements. This is why HELUKABEL® GmbH developed and implemented an integrated management system for quality, environmental impact and energy performance based on the DIN EN ISO 9001, DIN EN ISO 14001 and DIN EN ISO 50001 standards. Our high standards are reflected in the following criteria:



The integrated management system for quality, environmental impact and energy performance reinforces HELUKABEL®'s success as a company and documents our work processes, which all employees and managers are bound to implement in accordance with what is prescribed in the management handbook.



■ OUR BRANDED PRODUCTS

Cables & Wires

- BIOFLEX-500® bio-oil resistant cables
- CLEANFLEX® cleanroom data and control cables
- DATAFLAMM® data and computer cables, halogen-free
- DATAPUR-C® data and computer cables
- GALVANICABLE® high-voltage cathode cable
- HELUFLON® heat-resistant cables
- HELUTHERM® heat-resistant cables
- HELUTRAIN® train cables
- HELUTRUCK® vehicle cables / truck cables
- HELUWIND® wind power cables
- KOMPOFLEX® microbe-resistant cables
- KOMPOSPEED® bio-oil resistant drag chain cables
- LIFT-TRAGO® elevator control cables
- MEGAFLEX® flexible control cables, halogen-free (UL/CSA)
- MULTIFLEX 512® drag chain cables PUR
- MULTISPEED® drag chain cables
- NANOFLEX® PUR special control and data cables
- ROBOFLEX® robot cables
- SENSORFLEX® sensor cables
- SHIPFLEX® drag chain cables
- SOLARFLEX® photovoltaic cables
- SUPER-PAAR-TRONIC-C-PUR® drag chain cables, halogen-free
- SUPERTRONIC® drag chain cables
- THERMFLEX® heat-resistant cables
- TOPFLEX® servo, encoder, and motor cables
- TOPSERV® servo, encoder, and motor cables
- TRAYCONTROL® exposed run cable
- TROMMPUR® easy-to-wind cables
- UNIPUR® PUR, flexible control cables

Cable accessories

- HELUCHAIN® drag chain product line
- HELUTEK® industrial connector series
- HELUTOP® cable gland product line


Data, network & bus technology

- HELUCOM® fiber optic cables
- HELUKAT® fiber optic connection technology
- HELUKAT® copper data cable
- HELUKAT® copper connection technology

Media technology

- HELUEVENT® high-power cable for TV studios
- HELULIGHT® cables for lighting control systems
- HELUSOUND® audio cable

■ ALWAYS CLOSE TO YOU - 48 LOCATIONS IN 29 COUNTRIES

HELUKABEL® GmbH Deutschland 

Headquarters

Dieselstraße 8-12
71282 Hemmingen / Stuttgart
Phone +49 7150 9209-0
Fax +49 7150 81786
info@helukabel.de

Sales office & warehouse - Berlin

Zum Mühlenfließ 1
15366 Neuenhagen / Berlin
Phone +49 3342 2397-0
Fax +49 3342 80033
info@helukabel.de

Sales office & warehouse - Pleiße

Eichelbergstraße 7
09212 Limbach-Oberfrohna
Phone: +49 3722 6086-0
Fax +49 3722 6086-420
info@helukabel.de

Sales office - North

Viktoriastraße 2
25524 Itzehoe
Phone +49 4821 40394-0
Fax +49 4821 40394-29
info@helukabel.de

Sales office - Rhein-Ruhr

Centroallee 261
46047 Oberhausen
Phone +49 208 882320-0
Fax +49 208 882320-10
info@helukabel.de

Development & Production

Neuseser Weg 11
91575 Windsbach
Phone +49 9871 6793-0
Fax +49 9871 1055
info@helukabel.de


Robotec Systems GmbH - Germany

Theodor-Heuss-Str. 99
47167 Duisburg
Phone +49 203 935424-0
Fax +49 203 935424-10
info@robotec-systems.de
www.robotec-systems.de


Kabelmat Wickeltechnik GmbH - Germany


Steinbuckelweg 25
72293 Glatten
Phone +49 (0)7443 9670-0
Fax +49 (0)7443 9670-39
kabelmat@kabelmat.com
www.kabelmat.de


HELUKABEL® international locations

 **HELUKABEL® Belgium**
Phone: +32 24 81 00 20
info@helukabel.be


 **HELUKABEL® Mexico**
Phone: +49 7150 9209-772
info@helukabel.mx

 **HELUKABEL® Switzerland**
Phone: +41 56 4181515
contact@helukabel.ch

 **HELUKABEL® Brazil**
Phone: +49 7150 9209-675
info@helukabel.com.br


 **HELUKABEL® Netherlands**
Phone: +31 495 499 049
info@helukabel.nl


 **HELUKABEL® Czech Republic**
Phone: +42 0312 672 620
prodej@helukabel.cz


 **HELUKABEL® Bulgaria**
Phone: +359 888189638
info@helukabel.bg


 **HELUKABEL® Austria**
Phone: +43 7224 90555 0
office@helukabel.at


 **HELUKABEL® Thailand**
Phone: +66 2927 3570 3
info@helukabel.co.th


 **HELUKABEL® China**
Phone: +86 21 58693999
info@helukabel.com.cn


 **HELUKABEL® Poland**
Phone: +48 46 85 80 10 0
biuro@helukabel.pl


 **HELUKABEL® Turkey**
Phone: +90 212 502 41 95
info@helukabel.com.tr

 **HELUKABEL® France**
Phone: +33 389 627562
info@helukabel.fr


 **HELUKABEL® Portugal**
Phone: +351 239 099596
geral@helukabel.pt


 **HELUKABEL® UK**
Phone: +44 151 345 0808
info@helukabel.co.uk


 **HELUKABEL® India**
Phone: +91 22 25 18 58 41
info@helukabel.in


 **HELUKABEL® Russia**
Phone: +7 812 449 10 60
info@helukabel.ru


 **HELUKABEL® USA**
Phone: +1 847 930 5118
sales@helukabel.com


 **HELUKABEL® Indonesia**
Phone: +62 213 848872
sales@helukabel.co.id

 **HELUKABEL® Singapore**
Phone: +65 65 54 6170
sales@helukabel.com.sg


 **HELUKABEL® UAE**
Phone: +971 48 87 95 94
info@helukabel.ae


 **HELUKABEL® Italy**
Phone: +39 039 6081503
info@helukabel.it


 **HELUKABEL® South Africa**
Phone: +27 11 462 8752
info@helukabel.co.za


 **HELUKABEL® Vietnam**
Phone: +84 8 38443698
info@helukabel.com.vn

 **HELUKABEL® Canada**
Phone: +1 289 444 5040
sales@helukabel.ca

 **HELUKABEL® South Korea**
Phone: +82 51 9728646
info@helukabel.co.kr

 **HELUKABEL® Malaysia**
Phone: +603 7885 8724
sales@helukabel.com.my

 **HELUKABEL® Sweden**
Phone: +46 8 55 77 4280
info@helukabel.se



■ ROBOTEC SYSTEMS - COMPETENCE IN EVERYTHING RELATED TO THE ROBOT

Since its founding in 1998, Robotec Systems GmbH headquartered in Kamp-Lintfort, Germany has become one of the leading European companies for robot hose packages and the associated fastening systems as well as for special robot cables, cable assemblies, power screwdriver technology, controllers for measurement instrumentation, and media systems such as air hoses and water hoses. The company has been a 100% subsidiary of HELUKABEL® GmbH since July 2012. Robotec Systems develops tailored energy-supply systems that are pre-assembled


and ready to install. From the development of different solution concepts to prototyping, to final installation and onsite service, Robotec is a single source for all services.

Through the use of first-class components, as well as superstructures and material compositions tailored for the respective application the highest level of reliability and productivity is achieved.

Robotec's products are used in applications, such as spot welding, laser welding and inert gas welding, robot handling systems and tool changing systems.



Concept



Development



Prototyping



Installation/optimization



Documentation



Repair/maintenance

Our components:

- Fastening elements & accessories
- Pivot bearings
- Spring clamps
- Protector / impact protection
- Trumpet and accessories
- Precision pipes
- Self-fastening hoses and accessories
- Cable protection hose
- Attachment parts
- Primary cables
- Control cables
- Cables for bus systems
- Pre-assembled special cables

Robotec Systems GmbH

Theodor-Heuss-Str. 99
47167 Duisburg
Phone +49 203 935424-0
Fax +49 203 935424-10
info@robotec-systems.de
www.robotec-systems.de



 **kabelmat**
WICKELTECHNIK

 **kabelmat**

■ KABELMAT WICKELTECHNIK GMBH


Kabelmat Wickeltechnik GmbH's history goes back to the 1960s and for a long time, the company has been among the market leaders for winding systems for the cable & wire industry and/or processing.

Customers include manufacturers, retailers, and processors of cables and wires, as well as cable assemblers, electricians, machine manufacturing companies, and many more.

The product range includes virtually all devices and machines for storing, winding, and cutting cables and wires, wire rope, tubes, hoses, and profiles.

Winding from drums and onto drums, as well as from drums to rings are among the tasks that are executed efficiently worldwide with the Kabelmat products.

We would be pleased to show you our products in our show-room. You are cordially invited to visit us at our facility.



MESSBOI[®] 40

We offer:


- Manual winding technology
- Automatic winding technology
- Measuring technology
- Storage technology

Our services:

- Project planning & engineering
- Manufacturing and final assembly
- Service & maintenance

Kabelmat Wickeltechnik GmbH

Steinbuckelweg 25
72293 Glatten
Phone 07443 9670-0
Fax 07443 9670-39
kabelmat@kabelmat.com



PORTROL[®] 2600 - 3000




■ CHAPTER OVERVIEW



Cable glands

p. 22 - 187




Identification & marking

p. 362 - 375



Cable protection tube systems

p. 188 - 283



PV-male & female cable couplers

p. 376 - 377



Energy drag chains

p. 284 - 299



Core end sleeves and cable lugs

p. 378 - 423



Insulated, shrink braided, and temperature protection tubes

p. 300 - 325



Tools

p. 424 - 485




End caps & core end sleeves

p. 326 - 341



HELUTEC® signal connectors & power connectors

p. 486 - 499



Bundling, binding, and fastening

p. 342 - 361



Technical information

p. 500 - 552



HELUTOP HT

HSK-PVDF

HELUTOP MS-EP4

KVA-XXL-MS

HELUTOP HT-Clean

OVERVIEW CABLE GLANDS

Plastic cable glands for standard applications

Series	Range	Item	Page
Seal with clamping plates			
HELUTOP® HT	Standard	HELUTOP® HT	28
	Dust protection / Sealing	HELUTOP® HT-BS	30
		HELUTOP® Protection tab	31
	Multiple sealing insert	HELUTOP® HT-MFDE	32
		Sealing plugs	33
		HELUTOP® HT-K	34
	HSK	Kink protection	HELUTOP® HT-K
Standard		HSK-METRIC-A-P	35
Long thread		HSK	36
		HSK-L	39
Kink protection		HSK-B	41
Elbow gland	HSK-WI	42	
Seal with insert			
UNI-DICHT	Standard	UNI-DICHT-PA	43
	Pre-assembled multiple sealing insert	UNI-DICHT-MFD-PA	45
		UNI-DICHT-VK-PA	47
	Gland body	UNI-DICHT sealing insert closed	48
		UNI-DICHT sealing insert standard	49
	Sealing inserts	UNI-DICHT sealing insert/ Gland body classification	51
		UNI-DICHT MFDE Multiple sealing insert	52
		UNI-DICHT-ASI-PA	54
		UNI-DICHT sealing insert for ASI-Bus cable	55
	Conventional design		
Cable gland according to DIN	STK-PA	56	
	STK-PA with incision sealing ring	57	
	STK-F	58	
Flat cable gland	WN	59	
	Self-sealing grommet		
Thread adapter			
Adapters	Adapter-PA	60	
	EW-PA	61	
	EW-PA	62	
Extenders			
Reducers			
Accessories / Parts			
Lock nut	KMK-PA-MB	64	
	KMK-PA-OB	65	
Screw plug	VSK-PA	66	
Reinforced wall sealing	O-ring	67	
	AGDR-PE	68	
Dust protection / Sealing	BL-H	69	
	BL-W	70	
Sealing insert	Incision sealing ring	71	

Brass cable glands for standard applications

Series	Range	Item	Page
Seal with clamping plates			
HELUTOP® HT	Standard	HELUTOP® HT-MS cable gland	74
	Dust protection / Sealing	HELUTOP® Multiple sealing insert / lock bolts	76
HSK	Standard	HSK-MS	77
	Long thread	HSK-MS-L	79
	Kink protection	HSK-MS-B	80
Seal with insert			
UNI-DICHT	Standard	UNI-DICHT-MS	81
	Pre-assembled multiple sealing insert	UNI-DICHT-MFD-MS	83
	Gland body	UNI-DICHT-VK-MS	85
	Sealing inserts	UNI-DICHT Sealing insert, Lock bolts	86
	For AS-I-Bus cable	UNI-DICHT-ASI-MS	87
KVA	Standard	KVA-MS	88
	Pre-assembled multiple sealing insert	KVA-MFD-MS	90
	Gland body	KVA-VK-MS	92
	Sealing inserts	KVA sealing insert closed	93
		KVA sealing insert standard	94
		KVA MFDE Multiple sealing insert	95
	For AS-I-Bus cable	KVA-ASI-MS	97
	KVA sealing insert for ASI-Bus cable	98	
KVA-XXL	For very large cable diameter	KVA-XXL-MS Cable gland	99
		KVA-XXL-VK-MS Gland body	100
		KVA XXL sealing insert standard	101
SD	Standard	SD	102
	For very large cable diameter	SD-XXL	103
Conventional design			
	Cable gland according to DIN	STS	104
		STV	105
		STR	106
		STS-F	107
		ZE	108
		ZES	109
	ZEI	110	
Thread adapter			
Adapters		Adapter hexagonal	111
		Adapter round	113
Extenders		EW round	115
Reducers		RE hexagonal	116
		RE round	118
Accessories / Parts			
Lock nut	Screw plug	KM	119
		VS	121
		VS-O	122

Cable glands for electromagnetic compatibility (EMC)

Series	Range	Item	Page
Contact: Clamp springs			
HELUTOP® HT		HELUTOP® MS-E	127
		HELUTOP® MS-EP	128
		HELUTOP® MS-EP4	130
Contact: Seal with insert			
HSK		HSK-MS-E	131
		HSK-MZ-E	132
		HSK-MS-E-D	133
Contact: Circlips			
KVA-XXL		KVA-XXL-MS-E	134
Accessories / Parts			
Lock nut		KM-EMV	135
Tool		Electricians scissors	136
Accessories		Copper tape	137

Cable glands for robust applications and special chemical resistance

Series	Range	Item	Page
Cable glands			
HELUTOP® HT	Stainless steel	HELUTOP® HT-E	140
HSK	PVDF (Polyvinylidenfluorid)	HSK-PVDF	141
	Brass with PVDF insert	HSK-MS-PVDF	143
	Stainless steel	HSK-INOX	144
UNI-DICHT	PVDF gland body	UNI-DICHT-VK-PVDF	146
	Stainless steel gland body	UNI-DICHT-VK-stainless steel	147
	Silicone sealing insert	UNI-DICHT sealing insert silicone	148
Accessories / Parts			
	Lock nut	KM-INOX	149
	Screw plug	VS-O stainless steel	150
	Reinforced wall sealing	O-ring FKM	151

Cable glands for explosive areas

Series	Range	Item	Page
Cable glands			
HELUTOP®	Plastic	HELUTOP® HT-PA-EX explosive area	153
		HELUTOP® HT-PA-EX Plus explosive area	154
HSK	Plastic	HSK-EX	156
		HSK-EX-Active	158
HELUTOP®	Brass	HELUTOP® HT-MS-EX-d cable gland	159
	Brass EMC	HELUTOP® HT-MS-EX-d 1 for copper braiding (EMC)	160
	Brass	HELUTOP® HT-MS-EX-d / e 4 for armoured cables	161
HSK	Brass	HSK-MS-EX	162
	Brass EMC	HSK-MS-EX-E	163
Thread adapter	Adapter	Adapter PA-ATEX	164
	Extension	EW PA-ATEX	166
	Reducer	RE PA-ATEX	167
Accessories / Parts			
	Screw plug	VSK-EX	168

Cable glands for special installation conditions

Series	Range	Item	Page
Cable glands			
HELUTOP®	Cable gland	HELUTOP® EASY	170
HELURFAST	Cable gland	HELURFAST - threadless cable gland	171
	Accessories / Parts	HELURFAST - Circlip pliers	172
		HELURFAST - Circlip pliers with battery hydraulic	173
		HELURFAST - inserts	174
HELUTOP® HT	Cable gland	HELUTOP® HT-Clean stainless steel cable gland	175
		HELUTOP® HT-Clean-EMV stainless steel cable gland (EMC)	176
	Strain relief class B	HELUTOP® HT-MS Plus	177
		HELUTOP® HT-MS c Plus	178
		Accessories / Parts	
Elbow	OF collapsible angle	179	
	HSSV-KF collapsible flange gland	180	
	WV elbow	181	
	WVF elbow flange	182	
	BW fastening elbow	183	
Fastener			

Cable glands for special pressure conditions

Series	Range	Item	Page
Cable glands			
HELUTOP®	Cable gland	HELUTOP® HT-AIR-PA	185
	Cable gland	HELUTOP® HT-AIR-MS	186
	Accessories / Parts	PBE-K pressure balance element	187

HELUTOP HT HSK-PVDF

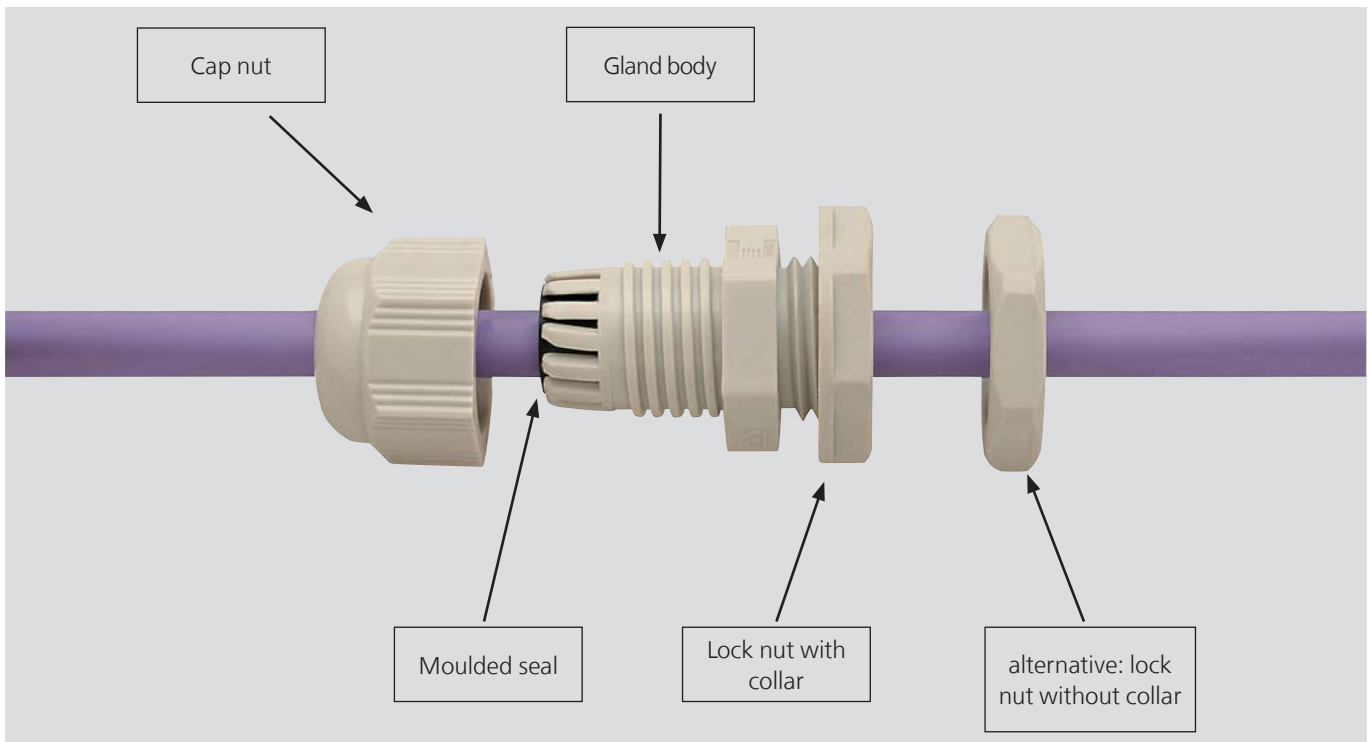
HELUTOP MS-EP4

KVA-XXL-MS

HELUTOP HT-Clean



■ PLASTIC CABLE GLANDS



Cable gland

Cap nut and gland body are made of polyamide 6 (PA6) in the following colours

- light grey RAL 7035
- dark grey RAL 7001
- black RAL 9005

Polyamide 6 (PA6) is abrasion and impact resistant, and withstands hydrocarbons/fuels and cleaning agents. It is tried-and-tested material for cable glands in standard applications.

The moulded seal is made of chloroprene rubber (CR, Neoprene).

HELUTOP® HT and HSK cable glands are fitted with vibration protection for secure attachment in mobile applications.

Lock nut

The lock nuts with or without collar are made of polyamide 6 (PA6).

Accessories

Accessories suitable for use with the plastic cable glands:

- Lock nuts
- Adapters
- Extenders
- Reducers

Accessories suitable for use with all cable glands:

- Sealing plugs
- Multiple sealing inserts / lock bolts
- O-rings
- Connection thread gaskets
- Blind plates



HELUTOP® HT

Plastic cable gland with vibration protection.

Application

- Plant and machine construction
- Robotics
- Automation technology
- Vehicle construction and shipbuilding
- Railway technology
- Installation technology
- Control cabinet construction

Material

Polyamide PA 6
Seal: Chloroprene-rubber (CR)

- phosphor-free
- silicone-free
- cadmium-free

Properties

- Optimum strain relief through clamping lamella
- Easy to assemble
- Large clamping areas

Note

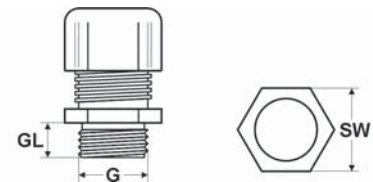
Details on the individual tests appear in section "Technical Information".

Technical data

Protection class: IP 68 - 5 bar / IP 69K

Temperature range: -20°C up to +100°C

Test standard: EN50262



Dimensions

- G Thread size
- GL Thread length
- SW Spanner size

Metric thread

Part no. light grey RAL 7035	Part no. dark grey RAL 7001	Part no. black RAL 9005	Size Metr.	Cable Ø from / to mm	Thread length mm	Spanner size mm	Unit	Net EUR/100 items at a purchase of		
								up to 100	101 - 500	501 - 1000
93908	93923	93937	M12 x 1,5	3,0 - 6,5	8,0	15	100	o. r.	o. r.	o. r.
93909	93924	93938	M16 x 1,5	4,0 - 8,0	8,0	19	50	o. r.	o. r.	o. r.
907275	907276	907277	M16 x 1,5	5,0 - 10,0	8,0	19	50	o. r.	o. r.	o. r.
92667	92668	92669	M16 x 1,5	5,0 - 10,0	10,0	22	50	o. r.	o. r.	o. r.
93910	93925	93939	M20 x 1,5	6,0 - 12,0	10,0	24	50	o. r.	o. r.	o. r.
93911	93926	93940	M25 x 1,5	11,0 - 17,0	8,0	29	50	o. r.	o. r.	o. r.
93912	93927	93941	M32 x 1,5	15,0 - 21,0	10,0	36	25	o. r.	o. r.	o. r.
93913	93928	93942	M40 x 1,5	19,0 - 28,0	10,0	46	20	o. r.	o. r.	o. r.
93914	93929	93943	M50 x 1,5	30,0 - 38,0	18,0	60	10	o. r.	o. r.	o. r.
93915	93930	93944	M63 x 1,5	34,0 - 44,0	18,0	65	10	o. r.	o. r.	o. r.

Metric thread - with reducing seal

Part no. light grey RAL 7035	Part no. dark grey RAL 7001	Part no. black RAL 9005	Size Metr.	Cable Ø from / to mm	Thread length mm	Spanner size mm	Unit	Net EUR/100 items at a purchase of		
								up to 100	101 - 500	501 - 1000
903532	903542	903552	M12 x 1,5	2,0 - 5,0	8,0	15	100	o. r.	o. r.	o. r.
903533	903543	903553	M16 x 1,5	2,0 - 6,0	8,0	19	50	o. r.	o. r.	o. r.
903534	903544	903554	M20 x 1,5	5,0 - 9,0	10,0	24	50	o. r.	o. r.	o. r.
903535	903545	903555	M25 x 1,5	9,0 - 13,0	8,0	29	50	o. r.	o. r.	o. r.
903536	903546	903556	M32 x 1,5	11,0 - 15,0	10,0	36	25	o. r.	o. r.	o. r.
903537	903547	903557	M40 x 1,5	16,0 - 23,0	10,0	46	20	o. r.	o. r.	o. r.
903538	903548	903558	M50 x 1,5	25,0 - 31,0	18,0	60	10	o. r.	o. r.	o. r.
903539	903549	903559	M63 x 1,5	29,0 - 35,0	18,0	65	10	o. r.	o. r.	o. r.

Continuation ►

HELUTOP® HT Cable gland



PG thread

Part no. light grey RAL 7035	Part no. dark grey RAL 7001	Part no. black RAL 9005	Size PG	Cable Ø from / to mm	Thread length mm	Spanner size mm	Unit	Net EUR/100 items at a purchase of		
								up to 100	101 - 500	501 - 1000
99300	99310	99320	7	3,0 - 6,5	8,0	15	100	o. r.	o. r.	o. r.
99301	99311	99321	9	4,0 - 8,0	8,0	19	50	o. r.	o. r.	o. r.
99302	99312	99322	11	5,0 - 10,0	8,0	22	50	o. r.	o. r.	o. r.
99303	99313	99323	13,5	6,0 - 12,0	9,0	24	50	o. r.	o. r.	o. r.
99304	99314	99324	16	10,0 - 14,0	10,0	27	50	o. r.	o. r.	o. r.
99305	99315	99325	21	13,0 - 18,0	11,0	33	25	o. r.	o. r.	o. r.
99306	99316	99326	29	18,0 - 25,0	11,0	42	20	o. r.	o. r.	o. r.
99307	99317	99327	36	22,0 - 32,0	13,0	53	10	o. r.	o. r.	o. r.
99308	99318	99328	42	30,0 - 38,0	13,0	60	10	o. r.	o. r.	o. r.
99309	99319	99329	48	34,0 - 44,0	14,0	65	10	o. r.	o. r.	o. r.

NPT thread

Part no. light grey RAL 7035	Part no. dark grey RAL 7001	Part no. black RAL 9005	Size NPT	Cable Ø from / to mm	Thread length mm	Spanner size mm	Unit	Net EUR/100 items at a purchase of		
								up to 100	101 - 500	501 - 1000
92780	92790	92800	3/8"	5,0 - 10,0	15,0	22	50	o. r.	o. r.	o. r.
92781	92791	92801	1/2"	6,0 - 12,0	15,0	24	50	o. r.	o. r.	o. r.
92782	92792	92802	1/2"	10,0 - 14,0	15,0	27	50	o. r.	o. r.	o. r.
92783	92793	92803	3/4"	13,0 - 18,0	15,0	33	25	o. r.	o. r.	o. r.
92784	92794	92804	1"	18,0 - 25,0	18,0	42	20	o. r.	o. r.	o. r.

Dimensions and specifications may be changed without prior notice.

o. r. = on request

HELUTOP® HT-BS Cable gland



With dust protection



HELUTOP® HT-BS

Plastic cable gland with vibration protection and pre-assembled dust protection.

Application

- Plant and machine construction
- Robotics
- Automation technology
- Vehicle construction and shipbuilding
- Railway technology
- Installation technology
- Control cabinet construction

Material

Polyamide PA 6
Seal: Chloroprene-rubber (CR)
Dust protection: Foam rubber

- phosphor-free
- silicone-free
- cadmium-free

Properties

- Optimum strain relief through clamping lamella
- Easy to assemble
- Large clamping areas

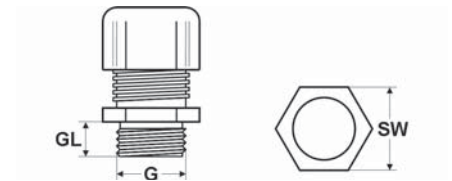
Note

Details on the individual tests appear in section "Technical Information".
The information of the protection classification applies only by use as cable gland, not as dust cap.

Technical data

Protection class: IP 68 - 5 bar / IP 69K

Temperature range: -20°C up to +100°C



Dimensions

- G Thread size
- GL Thread length
- SW Spanner size

Metric thread

Part no. light grey RAL 7035	Part no. dark grey RAL 7001	Part no. black RAL 9005	Size Metr.	Cable Ø from / to mm	Thread length mm	Spanner size mm	Unit	Net EUR/100 items at a purchase of		
								up to 100	101 - 500	501 - 1000
94530	94540	94550	M12 x 1,5	3,0 - 6,5	8,0	15	100	o. r.	o. r.	o. r.
94531	94541	94551	M16 x 1,5	5,0 - 10,0	10,0	22	50	o. r.	o. r.	o. r.
94532	94542	94552	M20 x 1,5	6,0 - 12,0	10,0	24	50	o. r.	o. r.	o. r.
94533	94543	94553	M25 x 1,5	11,0 - 17,0	8,0	29	25	o. r.	o. r.	o. r.
94534	94544	94554	M32 x 1,5	15,0 - 21,0	10,0	36	25	o. r.	o. r.	o. r.
94535	94545	94555	M40 x 1,5	19,0 - 28,0	10,0	46	20	o. r.	o. r.	o. r.
94536	94546	94556	M50 x 1,5	30,0 - 38,0	18,0	60	10	o. r.	o. r.	o. r.
94537	94547	94557	M63 x 1,5	34,0 - 44,0	18,0	65	10	o. r.	o. r.	o. r.

Dimensions and specifications may be changed without prior notice.

o. r. = on request

HELUTOP® Protection tab



HELUTOP® Protection tab

Protection tab for sealing of not assigned cable glands HELUTOP® HT.

Application

- Plant and machine construction
- Robotics
- Automation technology
- Vehicle construction and shipbuilding
- Railway technology
- Installation technology
- Control cabinet construction

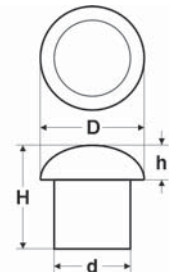
Material

Polyamide 6

Colour: black

Note

*Protection tab 903492 only for cable glands type HT and HT-MS with clamping range 5-10mm.



Dimensions

D	Outer diameter head
d	Outer diameter insert
H	Height total
h	Height head

Part no.	Size metric/ PG	Clamping area from/up to mm	Outer Ø head mm	Outer Ø insert mm	Height total mm	Height head mm	Unit	Net EUR/100 items at a purchase of		
								up to 100	101 - 500	501 - 1000
905924	M16/ PG7	3,0 - 6,5	9,2	6,4	11,0	4,0	100	o. r.	o. r.	o. r.
905925	M16/ PG9	4,0 - 8,0	10,5	8,0	16,0	5,0	100	o. r.	o. r.	o. r.
903492*	M16/ PG11	5,0 - 10,0	13,3	9,7	20,7	5,7	100	o. r.	o. r.	o. r.
903493	M20/ PG13,5	6,0 - 12,0	15,8	12,0	18,0	8,0	100	o. r.	o. r.	o. r.
905928	M20/ PG16	10,0 - 14,0	18,0	13,6	18,7	8,7	100	o. r.	o. r.	o. r.
903494	M25	11,0 - 17,0	19,9	16,4	18,3	7,3	100	o. r.	o. r.	o. r.
905929	M25/ PG21	13,0 - 18,0	22,2	17,8	21,0	9,7	100	o. r.	o. r.	o. r.
903495	M32	15,0 - 21,0	24,1	20,4	21,2	9,2	100	o. r.	o. r.	o. r.
903496	M40	19,0 - 28,0	32,0	27,5	25,0	9,0	100	o. r.	o. r.	o. r.

Dimensions and specifications may be changed without prior notice.

o. r. = on request

HELUTOP® HT-MFDE Multiple sealing inserts



HELUTOP® HT-MFDE

NBR multiple sealing inserts which fits in the HELUTOP® HT gland bodies made of polyamide and brass.

Application

- Plant and machine construction
- Robotics
- Automation technology
- Vehicle construction and shipbuilding
- Railway technology
- Installation technology
- Control cabinet construction

Material

NBR

Colour: black

Technical data

Temperature range: -20°C up to +100°C

Note

Sealing inserts for size M16x1,5 are suitable for cable glands M16x1,5 with clamping range 5-10mm.

Part no.	Size metric	Insert colour	Number x Ø borehole mm	Unit	Net EUR/ 100 items at a purchase of		
					up to 100	101 - 500	501 - 1000
905773	M16 x 1,5	black	2x 2,0	1	o. r.	o. r.	o. r.
920102	M16 x 1,5	black	2x 4,0	1	o. r.	o. r.	o. r.
905776	M16 x 1,5	black	3x 4,0	1	o. r.	o. r.	o. r.
905775	M16 x 1,5	black	2x 5,0	1	o. r.	o. r.	o. r.
905774	M16 x 1,5	black	2x 3,0	1	o. r.	o. r.	o. r.
920103	M20 x 1,5	black	2x 5,0	1	o. r.	o. r.	o. r.
920105	M20 x 1,5	black	3x 4,0	1	o. r.	o. r.	o. r.
920104	M20 x 1,5	black	2x 6,0	1	o. r.	o. r.	o. r.
905777	M20 x 1,5	black	4x 4,0	1	o. r.	o. r.	o. r.
920109	M20 x 1,5	black	4x 3,0	1	o. r.	o. r.	o. r.
920106	M20 x 1,5	black	3x 5,0	1	o. r.	o. r.	o. r.
920113	M25 x 1,5	black	3x 7,0	1	o. r.	o. r.	o. r.
905779	M25 x 1,5	black	5x 4,0	1	o. r.	o. r.	o. r.
905778	M25 x 1,5	black	3x 5,0	1	o. r.	o. r.	o. r.
903529	M25 x 1,5	black	7x 3,0	1	o. r.	o. r.	o. r.
920114	M25 x 1,5	black	4x 5,0	1	o. r.	o. r.	o. r.
920112	M25 x 1,5	black	3x 6,0	1	o. r.	o. r.	o. r.
920117	M25 x 1,5	black	6x 4,0	1	o. r.	o. r.	o. r.
920110	M25 x 1,5	black	2x 6,0	1	o. r.	o. r.	o. r.
920119	M32 x 1,5	black	2x 8,0	1	o. r.	o. r.	o. r.
920129	M32 x 1,5	black	9x 4,0	1	o. r.	o. r.	o. r.
904926	M32 x 1,5	black	4x 8,0	1	o. r.	o. r.	o. r.
920126	M32 x 1,5	black	6x 5,0	1	o. r.	o. r.	o. r.
905783	M32 x 1,5	black	8x 4,0	1	o. r.	o. r.	o. r.
905782	M32 x 1,5	black	4x 7,0	1	o. r.	o. r.	o. r.
903531	M32 x 1,5	black	9x 3,0	1	o. r.	o. r.	o. r.
905780	M32 x 1,5	black	2x 7,0	1	o. r.	o. r.	o. r.
920122	M32 x 1,5	black	3x 8,0	1	o. r.	o. r.	o. r.
903530	M32 x 1,5	black	6x 6,0	1	o. r.	o. r.	o. r.
920120	M32 x 1,5	black	2x 9,0	1	o. r.	o. r.	o. r.
920123	M32 x 1,5	black	4x 6,0	1	o. r.	o. r.	o. r.
905784	M32 x 1,5	black	8x 5,0	1	o. r.	o. r.	o. r.
920125	M32 x 1,5	black	5x 6,0	1	o. r.	o. r.	o. r.
905786	M40 x 1,5	black	3x 10,0	1	o. r.	o. r.	o. r.
905789	M40 x 1,5	black	6x 7,0	1	o. r.	o. r.	o. r.
905785	M40 x 1,5	black	2x 10,0	1	o. r.	o. r.	o. r.
905791	M40 x 1,5	black	9x 7,0	1	o. r.	o. r.	o. r.
905790	M40 x 1,5	black	8x 6,0	1	o. r.	o. r.	o. r.
905787	M40 x 1,5	black	4x 8,0	1	o. r.	o. r.	o. r.

Dimensions and specifications may be changed without prior notice.

o. r. = on request

Sealing plug



Sealing plug

For not assigned penetrations.

Material


black: PVDF white: POM

Technical data

Temperature range: -20°C up to +100°C

Application

- Plant and machine construction
- Robotics
- Automation technology
- Vehicle construction and shipbuilding
- Railway technology
- Installation technology
- Control cabinet construction



Dimensions

l Length
d Diameter

Part no.	Diameter x Length	Unit	Net EUR/100 items at a purchase of		
			up to 100	101 - 500	501 - 1000
black					
903515	3,0 x 25,0	100	o. r.	o. r.	o. r.
903516	4,0 x 20,0	100	o. r.	o. r.	o. r.
903517	4,0 x 25,0	100	o. r.	o. r.	o. r.
903518	5,3 x 25,0	100	o. r.	o. r.	o. r.
903519	6,0 x 25,0	100	o. r.	o. r.	o. r.
903520	6,4 x 25,0	100	o. r.	o. r.	o. r.
903521	7,0 x 25,0	100	o. r.	o. r.	o. r.
903522	7,5 x 20,0	100	o. r.	o. r.	o. r.
903523	8,0 x 20,0	100	o. r.	o. r.	o. r.
903524	9,0 x 20,0	100	o. r.	o. r.	o. r.
903525	9,3 x 20,0	100	o. r.	o. r.	o. r.
903526	10,0 x 20,0	100	o. r.	o. r.	o. r.

Part no.	Diameter x Length	Unit	Net EUR/100 items at a purchase of		
			up to 100	101 - 500	501 - 1000
white					
903502	3,0 x 25,0	100	o. r.	o. r.	o. r.
903503	4,0 x 20,0	100	o. r.	o. r.	o. r.
903504	4,0 x 25,0	100	o. r.	o. r.	o. r.
903505	5,0 x 25,0	100	o. r.	o. r.	o. r.
903506	6,0 x 28,0	100	o. r.	o. r.	o. r.
903507	6,4 x 25,0	100	o. r.	o. r.	o. r.
903508	7,0 x 28,0	100	o. r.	o. r.	o. r.
903509	7,5 x 20,0	100	o. r.	o. r.	o. r.
903510	8,0 x 30,0	100	o. r.	o. r.	o. r.
903511	9,0 x 30,0	100	o. r.	o. r.	o. r.
903512	10,0 x 30,0	100	o. r.	o. r.	o. r.
903513	11,0 x 30,0	100	o. r.	o. r.	o. r.
903514	12,0 x 30,0	100	o. r.	o. r.	o. r.

Dimensions and specifications may be changed without prior notice.

o. r. = on request

HELUTOP® HT-K Cable gland



With anti-kink spirals



HELUTOP® HT-K

Plastic cable gland with anti-kink spiral for mobile use.

Application

- Plant and machine construction
- Robotics
- Automation technology
- Vehicle construction and shipbuilding
- Railway technology
- Installation technology

Material

Polyamide PA 6
Seal: Chloroprene-rubber (CR)

- phosphor-free
- silicone-free
- cadmium-free

Properties

- Optimum strain relief through clamping lamella
- Easy to assemble

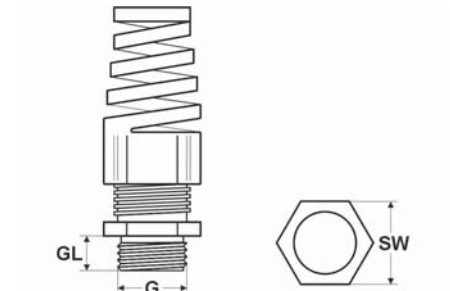
Note

Details on the individual tests appear in section "Technical Information".

Technical data

Protection class: IP 68 - 5 bar / IP 69K

Temperature range: -20°C up to +100°C



Dimensions

- G Thread size
- GL Thread length
- SW Spanner size

Metric thread

Part no. light grey RAL 7035	Part no. dark grey RAL 7001	Part no. black RAL 9005	Size Metr.	Cable Ø from / to mm	Thread length mm	Spanner size mm	Unit	Net EUR/ 100 items at a purchase of		
								up to 100	101 - 500	501 - 1000
93867	93856	93878	M12 x 1,5	3,0 - 6,5	8,0	15	100	o. r.	o. r.	o. r.
93868	93857	93879	M16 x 1,5	5,0 - 10,0	10,0	22	50	o. r.	o. r.	o. r.
93869	93858	93880	M20 x 1,5	6,0 - 12,0	10,0	24	50	o. r.	o. r.	o. r.
93870	93859	93881	M20 x 1,5	10,0 - 14,0	10,0	27	50	o. r.	o. r.	o. r.
93871	93860	93882	M25 x 1,5	13,0 - 18,0	10,0	33	25	o. r.	o. r.	o. r.

PG thread

Part no. light grey RAL 7035	Part no. dark grey RAL 7001	Part no. black RAL 9005	Size PG	Cable Ø from / to mm	Thread length mm	Spanner size mm	Unit	Net EUR/ 100 items at a purchase of		
								up to 100	101 - 500	501 - 1000
93861	93850	93872	7	3,0 - 6,5	8,0	15	100	o. r.	o. r.	o. r.
93862	93851	93873	9	4,0 - 8,0	8,0	19	50	o. r.	o. r.	o. r.
93863	93852	93874	11	5,0 - 10,0	8,0	22	50	o. r.	o. r.	o. r.
93864	93853	93875	13,5	6,0 - 12,0	9,0	24	50	o. r.	o. r.	o. r.
93865	93854	93876	16	10,0 - 14,0	10,0	27	50	o. r.	o. r.	o. r.
93866	93855	93877	21	13,0 - 18,0	11,0	33	25	o. r.	o. r.	o. r.

NPT thread

Part no. light grey RAL 7035	Part no. dark grey RAL 7001	Part no. black RAL 9005	Size NPT	Cable Ø from / to mm	Thread length mm	Spanner size mm	Unit	Net EUR/ 100 items at a purchase of		
								up to 100	101 - 500	501 - 1000
99804	99901	99905	3/8"	5,0 - 10,0	15,0	22	50	o. r.	o. r.	o. r.
99805	99902	99906	1/2"	6,0 - 12,0	15,0	24	50	o. r.	o. r.	o. r.
99806	99903	99907	3/4"	14,0 - 18,0	15,0	33	25	o. r.	o. r.	o. r.

Dimensions and specifications may be changed without prior notice.

o. r. = on request



HSK-METRICA-P

The cable gland meets high standards in technology.

Application

- Plant and machine construction
- Robotics
- Automation technology
- Vehicle construction and shipbuilding
- Railway technology
- Installation technology
- Control cabinet construction

Material

Polyamide
Seal: NBR

- halogen-free
- phosphor-free
- silicone-free
- cadmium-free

Properties

- Easy to assemble
- Completely water-tight
- Optimum strain relief
- Clamping areas with metric dimensions

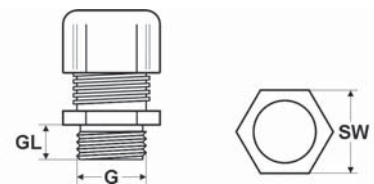
Note

For the intrinsically safe area type "i" cable glands in blue, RAL 5012, are used.

Technical data

Protection class: IP 68 - 10 bar / IP 69K (within the specific clamping range with additional o-ring)

Temperature range: -40°C up to +100°C



Dimensions

G Thread size
GL Thread length
SW Spanner size

Metric thread


Part no. light grey RAL 7035	Part no. black RAL 9005	Size Metr.	Cable Ø from / to mm	Thread length mm	Spanner size mm	Unit	Net EUR/100 items at a purchase of		
							up to 100	101 - 500	501 - 1000
99520	99530	M12 x 1,5	4,0 - 7,0	8,0	15	50	o. r.	o. r.	o. r.
99521	99531	M16 x 1,5	6,0 - 10,0	8,0	19	50	o. r.	o. r.	o. r.
99522	99532	M20 x 1,5	8,0 - 13,0	9,0	24	50	o. r.	o. r.	o. r.
99523	99533	M25 x 1,5	11,0 - 17,0	10,0	30	50	o. r.	o. r.	o. r.
99524	99534	M32 x 1,5	11,0 - 21,0	10,0	36	25	o. r.	o. r.	o. r.
99525	99535	M40 x 1,5	19,0 - 28,0	12,0	46	10	o. r.	o. r.	o. r.
99526	99536	M50 x 1,5	27,0 - 35,0	12,0	55	5	o. r.	o. r.	o. r.
99527	99537	M63 x 1,5	36,0 - 48,0	12,0	68	5	o. r.	o. r.	o. r.

Metric thread - for intrinsically safe application

Part no. blue RAL 5012	Size Metr.	Cable Ø from / to mm	Thread length mm	Spanner size mm	Unit	Net EUR/100 items at a purchase of		
						up to 100	101 - 500	501 - 1000
99540	M12 x 1,5	4,0 - 7,0	8,0	15	50	o. r.	o. r.	o. r.
99541	M16 x 1,5	6,0 - 10,0	8,0	19	50	o. r.	o. r.	o. r.
99542	M20 x 1,5	8,0 - 13,0	9,0	24	50	o. r.	o. r.	o. r.
99543	M25 x 1,5	11,0 - 17,0	10,0	30	50	o. r.	o. r.	o. r.
99544	M32 x 1,5	11,0 - 21,0	10,0	36	25	o. r.	o. r.	o. r.
99545	M40 x 1,5	19,0 - 28,0	12,0	46	10	o. r.	o. r.	o. r.
99546	M50 x 1,5	27,0 - 35,0	12,0	55	5	o. r.	o. r.	o. r.
99547	M63 x 1,5	36,0 - 48,0	12,0	68	5	o. r.	o. r.	o. r.

Dimensions and specifications may be changed without prior notice.

o. r. = on request



HSK

This cable gland meets the highest standards in technology.

Application

- Plant and machine construction
- Robotics
- Automation technology
- Vehicle construction and shipbuilding
- Railway technology
- Installation technology
- Control cabinet construction

Material

Polyamide
Seal: NBR

- halogen-free
- phosphor-free
- silicone-free
- cadmium-free

Properties

- Easy to assemble
- Completely water-tight
- Optimum strain relief
- Large Clamping areas

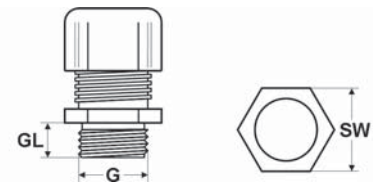
Note

For the intrinsically safe area, type "i" cable glands in blue, RAL 5012, are used.

Technical data

Protection class: IP 68 - 10 bar / IP 69K (within the specific clamping range with additional o-ring)

Temperature range: -40°C up to +100°C



Dimensions

G Thread size
GL Thread length
SW Spanner size

Metric thread

Part no. light grey RAL 7035	Part no. black RAL 9005	Size Metr.	Cable Ø from / to mm	Thread length mm	Spanner size mm	Unit	Net EUR/100 items at a purchase of		
							up to 100	101 - 500	501 - 1000
97558	97550	M12 x 1,5	3,0 - 6,5	8,0	15	50	o. r.	o. r.	o. r.
96967	97551	M16 x 1,5	4,0 - 8,0	8,0	19	50	o. r.	o. r.	o. r.
97956	97960	M16 x 1,5	5,0 - 10,0	8,0	22	50	o. r.	o. r.	o. r.
96968	97552	M20 x 1,5	6,0 - 12,0	9,0	24	50	o. r.	o. r.	o. r.
97957	97961	M20 x 1,5	10,0 - 14,0	9,0	27	50	o. r.	o. r.	o. r.
96969	97553	M25 x 1,5	13,0 - 18,0	11,0	33	50	o. r.	o. r.	o. r.
96970	97554	M32 x 1,5	18,0 - 25,0	11,0	42	25	o. r.	o. r.	o. r.
96971	97555	M40 x 1,5	22,0 - 32,0	13,0	53	10	o. r.	o. r.	o. r.
96972	97556	M50 x 1,5	32,0 - 38,0	13,0	60	5	o. r.	o. r.	o. r.
96973	97557	M63 x 1,5	37,0 - 44,0	14,0	65 / 68	5	o. r.	o. r.	o. r.

Metric thread - for intrinsically safe application

Part no. blue RAL 5012	Size Metr.	Cable Ø from / to mm	Thread length mm	Spanner size mm	Unit	Net EUR/100 items at a purchase of		
						up to 100	101 - 500	501 - 1000
97967	M12 x 1,5	3,0 - 6,5	8,0	15	50	o. r.	o. r.	o. r.
97968	M16 x 1,5	4,0 - 8,0	8,0	19	50	o. r.	o. r.	o. r.
97969	M16 x 1,5	5,0 - 10,0	8,0	22	50	o. r.	o. r.	o. r.
97970	M20 x 1,5	6,0 - 12,0	9,0	24	50	o. r.	o. r.	o. r.
97971	M20 x 1,5	10,0 - 14,0	9,0	27	50	o. r.	o. r.	o. r.
97972	M25 x 1,5	13,0 - 18,0	11,0	33	50	o. r.	o. r.	o. r.
97973	M32 x 1,5	18,0 - 25,0	11,0	42	25	o. r.	o. r.	o. r.
97974	M40 x 1,5	22,0 - 32,0	13,0	53	10	o. r.	o. r.	o. r.
97975	M50 x 1,5	32,0 - 38,0	13,0	60	5	o. r.	o. r.	o. r.
97976	M63 x 1,5	37,0 - 44,0	14,0	65 / 68	5	o. r.	o. r.	o. r.

Continuation ►

Metric thread - with reducing seal

Part no. light grey RAL 7035	Part no. black RAL 9005	Size Metr.	Cable Ø from / to mm	Thread length mm	Spanner size mm	Unit	Net EUR/100 items at a purchase of		
							up to 100	101 - 500	501 - 1000
97873	98205	M12 x 1,5	2,0 - 5,0	8,0	15	50	o. r.	o. r.	o. r.
96974	97977	M16 x 1,5	2,0 - 6,0	8,0	19	50	o. r.	o. r.	o. r.
96975	97979	M20 x 1,5	5,0 - 9,0	9,0	24	50	o. r.	o. r.	o. r.
96976	97981	M25 x 1,5	9,0 - 16,0	11,0	33	50	o. r.	o. r.	o. r.
96977	97982	M32 x 1,5	13,0 - 20,0	11,0	42	25	o. r.	o. r.	o. r.
96978	97983	M40 x 1,5	20,0 - 26,0	13,0	53	10	o. r.	o. r.	o. r.
96979	97984	M50 x 1,5	25,0 - 31,0	13,0	60	5	o. r.	o. r.	o. r.
96980	97985	M63 x 1,5	29,0 - 35,0	14,0	65 / 68	5	o. r.	o. r.	o. r.

Metric thread - with reducing seal - for intrinsically safe application

Part no. blue RAL 5012	Size Metr.	Cable Ø from / to mm	Thread length mm	Spanner size mm	Unit	Net EUR/100 items at a purchase of		
						up to 100	101 - 500	501 - 1000
91826	M12 x 1,5	2,0 - 5,0	8,0	15	50	o. r.	o. r.	o. r.
91827	M16 x 1,5	2,0 - 6,0	8,0	19	50	o. r.	o. r.	o. r.
91828	M20 x 1,5	5,0 - 9,0	9,0	24	50	o. r.	o. r.	o. r.
91829	M25 x 1,5	9,0 - 16,0	11,0	33	50	o. r.	o. r.	o. r.
91830	M32 x 1,5	13,0 - 20,0	11,0	42	25	o. r.	o. r.	o. r.
91831	M40 x 1,5	20,0 - 26,0	13,0	53	10	o. r.	o. r.	o. r.
91832	M50 x 1,5	25,0 - 31,0	13,0	60	5	o. r.	o. r.	o. r.
91833	M63 x 1,5	29,0 - 35,0	14,0	65 / 68	5	o. r.	o. r.	o. r.

PG thread

Part no. light grey RAL 7035	Part no. black RAL 9005	Size PG	Cable Ø from / to mm	Thread length mm	Spanner size mm	Unit	Net EUR/100 items at a purchase of		
							up to 100	101 - 500	501 - 1000
90000	90020	7	3,0 - 6,5	8,0	15	50	o. r.	o. r.	o. r.
90001	90021	9	4,0 - 8,0	8,0	19	50	o. r.	o. r.	o. r.
90002	90022	11	5,0 - 10,0	8,0	22	50	o. r.	o. r.	o. r.
90003	90023	13,5	6,0 - 12,0	9,0	24	50	o. r.	o. r.	o. r.
90004	90024	16	10,0 - 14,0	10,0	27	50	o. r.	o. r.	o. r.
90005	90025	21	13,0 - 18,0	11,0	33	50	o. r.	o. r.	o. r.
90006	90026	29	18,0 - 25,0	11,0	42	25	o. r.	o. r.	o. r.
90007	90027	36	22,0 - 32,0	13,0	53	10	o. r.	o. r.	o. r.
90008	90028	42	32,0 - 38,0	13,0	60	5	o. r.	o. r.	o. r.
90009	90029	48	37,0 - 44,0	14,0	65	5	o. r.	o. r.	o. r.

PG thread - for intrinsically safe application

Part no. blue RAL 5012	Size PG	Cable Ø from / to mm	Thread length mm	Spanner size mm	Unit	Net EUR/100 items at a purchase of		
						up to 100	101 - 500	501 - 1000
96106	7	3,0 - 6,5	8,0	15	50	o. r.	o. r.	o. r.
96107	9	4,0 - 8,0	8,0	19	50	o. r.	o. r.	o. r.
96108	11	5,0 - 10,0	8,0	22	50	o. r.	o. r.	o. r.
96456	13,5	6,0 - 12,0	9,0	24	50	o. r.	o. r.	o. r.
96455	16	10,0 - 14,0	10,0	27	50	o. r.	o. r.	o. r.
96912	21	13,0 - 18,0	11,0	33	50	o. r.	o. r.	o. r.
97802	29	18,0 - 25,0	11,0	42	25	o. r.	o. r.	o. r.
97803	36	22,0 - 32,0	13,0	53	10	o. r.	o. r.	o. r.
97965	42	32,0 - 38,0	13,0	60	5	o. r.	o. r.	o. r.
97966	48	37,0 - 44,0	14,0	65	5	o. r.	o. r.	o. r.

PG thread - with reducing seal

Part no. light grey RAL 7035	Part no. black RAL 9005	Size PG	Cable Ø from / to mm	Thread length mm	Spanner size mm	Unit	Net EUR/100 items at a purchase of		
							up to 100	101 - 500	501 - 1000
90010	98290	7	2,0 - 5,0	8,0	15	50	o. r.	o. r.	o. r.
90011	96883	9	2,0 - 6,0	8,0	19	50	o. r.	o. r.	o. r.
90012	96104	11	3,0 - 7,0	8,0	22	50	o. r.	o. r.	o. r.
90013	96544	13,5	5,0 - 9,0	9,0	24	50	o. r.	o. r.	o. r.
90014	96105	16	7,0 - 12,0	10,0	27	50	o. r.	o. r.	o. r.
90015	97306	21	9,0 - 16,0	11,0	33	50	o. r.	o. r.	o. r.
90016	96403	29	13,0 - 20,0	11,0	42	25	o. r.	o. r.	o. r.
90017	98202	36	20,0 - 26,0	13,0	53	10	o. r.	o. r.	o. r.
90018	98203	42	25,0 - 31,0	13,0	60	5	o. r.	o. r.	o. r.
90019	98204	48	29,0 - 35,0	14,0	65	5	o. r.	o. r.	o. r.

PG thread - with reducing seal - for intrinsically safe application

Part no. blue RAL 5012	Size PG	Cable Ø from / to mm	Thread length mm	Spanner size mm	Unit	Net EUR/100 items at a purchase of		
						up to 100	101 - 500	501 - 1000
91816	7	2,0 - 5,0	8,0	15	50	o. r.	o. r.	o. r.
91817	9	2,0 - 6,0	8,0	19	50	o. r.	o. r.	o. r.
91818	11	3,0 - 7,0	8,0	22	50	o. r.	o. r.	o. r.
91819	13,5	5,0 - 9,0	9,0	24	50	o. r.	o. r.	o. r.
91820	16	7,0 - 12,0	10,0	27	50	o. r.	o. r.	o. r.
91821	21	9,0 - 16,0	11,0	33	50	o. r.	o. r.	o. r.
91822	29	13,0 - 20,0	11,0	42	25	o. r.	o. r.	o. r.
91823	36	20,0 - 26,0	13,0	53	10	o. r.	o. r.	o. r.
91824	42	25,0 - 31,0	13,0	60	5	o. r.	o. r.	o. r.
91825	48	29,0 - 35,0	14,0	65	5	o. r.	o. r.	o. r.

Continuation ▶

NPT thread

Part no. light grey RAL 7035	Part no. black RAL 9005	Size NPT	Cable Ø from / to mm	Thread length mm	Spanner size mm	Unit	Net EUR/ 100 items at a purchase of		
							up to 100	101 - 500	501 - 1000
91630	91637	3/8"	4,0 - 8,0	15,0	19 / 22	50	o. r.	o. r.	o. r.
91631	91638	1/2"	6,0 - 12,0	13,0	24	50	o. r.	o. r.	o. r.
91632	91639	1/2"	10,0 - 14,0	13,0	27	50	o. r.	o. r.	o. r.
91633	91640	3/4"	13,0 - 18,0	14,0	33	50	o. r.	o. r.	o. r.
91634	91641	1"	18,0 - 25,0	19,0	42	25	o. r.	o. r.	o. r.
91635	91642	1,25"	18,0 - 25,0	16,0	42 / 46	10	o. r.	o. r.	o. r.
91636	91643	1,5"	22,0 - 32,0	20,0	53	5	o. r.	o. r.	o. r.

NPT thread - for intrinsically safe application

Part no. blue RAL 5012	Size NPT	Cable Ø from / to mm	Thread length mm	Spanner size mm	Unit	Net EUR/ 100 items at a purchase of		
						up to 100	101 - 500	501 - 1000
91644	3/8"	4,0 - 8,0	15,0	19 / 22	50	o. r.	o. r.	o. r.
91645	1/2"	6,0 - 12,0	13,0	24	50	o. r.	o. r.	o. r.
91646	1/2"	10,0 - 14,0	13,0	27	50	o. r.	o. r.	o. r.
91647	3/4"	13,0 - 18,0	14,0	33	50	o. r.	o. r.	o. r.
91648	1"	18,0 - 25,0	19,0	42	25	o. r.	o. r.	o. r.
91649	1,25"	18,0 - 25,0	16,0	42 / 46	10	o. r.	o. r.	o. r.
91650	1,5"	22,0 - 32,0	20,0	53	5	o. r.	o. r.	o. r.

NPT thread - with reducing seal

Part no. light grey RAL 7035	Part no. black RAL 9005	Size NPT	Cable Ø from / to mm	Thread length mm	Spanner size mm	Unit	Net EUR/ 100 items at a purchase of		
							up to 100	101 - 500	501 - 1000
92610	92620	3/8"	2,0 - 6,0	15,0	19 / 22	50	o. r.	o. r.	o. r.
92611	92621	1/2"	5,0 - 9,0	13,0	24	50	o. r.	o. r.	o. r.
92612	92622	1/2"	7,0 - 12,0	13,0	27	50	o. r.	o. r.	o. r.
92613	92623	3/4"	9,0 - 16,0	14,0	33	50	o. r.	o. r.	o. r.
92614	92624	1"	13,0 - 20,0	19,0	42	25	o. r.	o. r.	o. r.
92615	92625	1,25"	13,0 - 20,0	16,0	42 / 46	10	o. r.	o. r.	o. r.
92616	92626	1,5"	20,0 - 26,0	20,0	53	5	o. r.	o. r.	o. r.

NPT thread - with reducing seal - for intrinsically safe application

Part no. blue RAL 5012	Size NPT	Cable Ø from / to mm	Thread length mm	Spanner size mm	Unit	Net EUR/ 100 items at a purchase of		
						up to 100	101 - 500	501 - 1000
92630	3/8"	2,0 - 6,0	15,0	19 / 22	50	o. r.	o. r.	o. r.
92631	1/2"	5,0 - 9,0	13,0	24	50	o. r.	o. r.	o. r.
92632	1/2"	7,0 - 12,0	13,0	27	50	o. r.	o. r.	o. r.
92633	3/4"	9,0 - 16,0	14,0	33	50	o. r.	o. r.	o. r.
92634	1"	13,0 - 20,0	19,0	42	25	o. r.	o. r.	o. r.
92635	1,25"	13,0 - 20,0	16,0	42 / 46	10	o. r.	o. r.	o. r.
92636	1,5"	20,0 - 26,0	20,0	53	5	o. r.	o. r.	o. r.

Dimensions and specifications may be changed without prior notice.

o. r. = on request

HSK-L Cable gland

Long thread



HSK-L

With long threaded connection

Application

- Plant and machine construction
- Robotics
- Automation technology
- Vehicle construction and shipbuilding
- Railway technology
- Installation technology
- Control cabinet construction

Material

PA 6, V0 acc. to UL 94
Seal: NBR

- halogen-free
- phosphor-free
- silicone-free
- cadmium-free

Properties

- Easy to assemble
- Completely watertight
- Optimum strain relief
- Large clamping areas

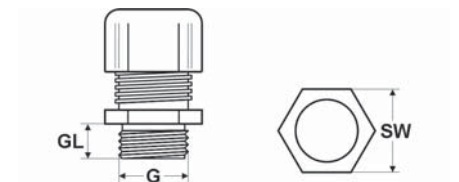
Note

For the intrinsically safe area, type "I" cable glands in blue, RAL 5012, are used.

Technical data

Protection class: IP 68 - 10 bar / IP 69K (within the specific clamping range with additional o-ring)

Temperature range: -40°C up to +100°C



Dimensions

G Thread size
GL Thread length
SW Spanner size

Metric thread

Part no. light grey RAL 7035	Part no. black RAL 9005	Size Metr.	Cable Ø from / to mm	Thread length mm	Spanner size mm	Unit	Net EUR/100 items at a purchase of		
							up to 100	101 - 500	501 - 1000
91690	91700	M12 x 1,5	3,0 - 6,5	15,0	15	50	o. r.	o. r.	o. r.
91691	91701	M16 x 1,5	4,0 - 8,0	15,0	19	50	o. r.	o. r.	o. r.
99841	99849	M16 x 1,5	5,0 - 10,0	15,0	22	50	o. r.	o. r.	o. r.
99842	99850	M20 x 1,5	6,0 - 12,0	15,0	24	50	o. r.	o. r.	o. r.
99843	99851	M20 x 1,5	10,0 - 14,0	15,0	27	50	o. r.	o. r.	o. r.
99844	99852	M25 x 1,5	13,0 - 18,0	15,0	33	50	o. r.	o. r.	o. r.
99845	99853	M32 x 1,5	18,0 - 25,0	15,0	42	25	o. r.	o. r.	o. r.
99846	99854	M40 x 1,5	22,0 - 32,0	18,0	53	10	o. r.	o. r.	o. r.
99847	99855	M50 x 1,5	32,0 - 38,0	18,0	60	5	o. r.	o. r.	o. r.
99848	99856	M63 x 1,5	37,0 - 44,0	18,0	65 / 68	5	o. r.	o. r.	o. r.

Continuation ►

Long thread

Metric thread - for intrinsically safe application

Part no. blue RAL 5012	Size Metr.	Cable Ø from / to mm	Thread length mm	Spanner size mm	Unit	Net EUR/ 100 items at a purchase of		
						up to 100	101 - 500	501 - 1000
91710	M12 x 1,5	3,0 - 6,5	15,0	15	50	o. r.	o. r.	o. r.
91711	M16 x 1,5	4,0 - 8,0	15,0	19	50	o. r.	o. r.	o. r.
99857	M16 x 1,5	5,0 - 10,0	15,0	22	50	o. r.	o. r.	o. r.
99858	M20 x 1,5	6,0 - 12,0	15,0	24	50	o. r.	o. r.	o. r.
99859	M20 x 1,5	10,0 - 14,0	15,0	27	50	o. r.	o. r.	o. r.
99860	M25 x 1,5	13,0 - 18,0	15,0	33	50	o. r.	o. r.	o. r.
99861	M32 x 1,5	18,0 - 25,0	15,0	42	25	o. r.	o. r.	o. r.
99862	M40 x 1,5	22,0 - 32,0	18,0	53	10	o. r.	o. r.	o. r.
99863	M50 x 1,5	32,0 - 38,0	18,0	60	5	o. r.	o. r.	o. r.
99864	M63 x 1,5	37,0 - 44,0	18,0	65 / 68	5	o. r.	o. r.	o. r.

Metric thread - with reducing seal

Part no. light grey RAL 7035	Part no. black RAL 9005	Size Metr.	Cable Ø from / to mm	Thread length mm	Spanner size mm	Unit	Net EUR/ 100 items at a purchase of		
							up to 100	101 - 500	501 - 1000
91692	91702	M20 x 1,5	5,0 - 9,0	15,0	24	50	o. r.	o. r.	o. r.
91693	91703	M25 x 1,5	9,0 - 16,0	15,0	33	50	o. r.	o. r.	o. r.
91694	91704	M32 x 1,5	13,0 - 20,0	15,0	42	25	o. r.	o. r.	o. r.
91695	91705	M40 x 1,5	20,0 - 26,0	18,0	53	10	o. r.	o. r.	o. r.
91696	91706	M50 x 1,5	25,0 - 31,0	18,0	60	5	o. r.	o. r.	o. r.
91697	91707	M63 x 1,5	29,0 - 35,0	18,0	65 / 68	5	o. r.	o. r.	o. r.

Metric thread - with reducing seal - for intrinsically safe application

Part no. blue RAL 5012	Size Metr.	Cable Ø from / to mm	Thread length mm	Spanner size mm	Unit	Net EUR/ 100 items at a purchase of		
						up to 100	101 - 500	501 - 1000
91712	M20 x 1,5	5,0 - 9,0	15,0	24	50	o. r.	o. r.	o. r.
91713	M25 x 1,5	9,0 - 16,0	15,0	33	50	o. r.	o. r.	o. r.
91714	M32 x 1,5	13,0 - 20,0	15,0	42	25	o. r.	o. r.	o. r.
91715	M40 x 1,5	20,0 - 26,0	18,0	53	10	o. r.	o. r.	o. r.
91716	M50 x 1,5	25,0 - 31,0	18,0	60	5	o. r.	o. r.	o. r.
91717	M63 x 1,5	29,0 - 35,0	18,0	65 / 68	5	o. r.	o. r.	o. r.

PG thread

Part no. light grey RAL 7035	Part no. black RAL 9005	Size PG	Cable Ø from / to mm	Thread length mm	Spanner size mm	Unit	Net EUR/ 100 items at a purchase of		
							up to 100	101 - 500	501 - 1000
90040	97418	7	3,0 - 6,5	15,0	15	50	o. r.	o. r.	o. r.
90041	97419	9	4,0 - 8,0	15,0	19	50	o. r.	o. r.	o. r.
90042	96405	11	5,0 - 10,0	15,0	22	50	o. r.	o. r.	o. r.
90043	96404	13,5	6,0 - 12,0	15,0	24	50	o. r.	o. r.	o. r.
90044	96003	16	10,0 - 14,0	15,0	27	50	o. r.	o. r.	o. r.
90045	97767	21	13,0 - 18,0	15,0	33	50	o. r.	o. r.	o. r.
90046	96004	29	18,0 - 25,0	15,0	42	25	o. r.	o. r.	o. r.
90047	96253	36	22,0 - 32,0	18,0	53	10	o. r.	o. r.	o. r.
90048	96254	42	32,0 - 38,0	18,0	60	5	o. r.	o. r.	o. r.
90049	96256	48	37,0 - 44,0	18,0	65	5	o. r.	o. r.	o. r.

PG thread - for intrinsically safe application

Part no. blue RAL 5012	Size PG	Cable Ø from / to mm	Thread length mm	Spanner size mm	Unit	Net EUR/ 100 items at a purchase of		
						up to 100	101 - 500	501 - 1000
91680	7	3,0 - 6,5	15,0	15	50	o. r.	o. r.	o. r.
91681	9	4,0 - 8,0	15,0	19	50	o. r.	o. r.	o. r.
91682	11	5,0 - 10,0	15,0	22	50	o. r.	o. r.	o. r.
91683	13,5	6,0 - 12,0	15,0	24	50	o. r.	o. r.	o. r.
91684	16	10,0 - 14,0	15,0	27	50	o. r.	o. r.	o. r.
91685	21	13,0 - 18,0	15,0	33	50	o. r.	o. r.	o. r.
91686	29	18,0 - 25,0	15,0	42	25	o. r.	o. r.	o. r.
91687	36	22,0 - 32,0	18,0	53	10	o. r.	o. r.	o. r.
91688	42	32,0 - 38,0	18,0	60	5	o. r.	o. r.	o. r.
91689	48	37,0 - 44,0	18,0	65	5	o. r.	o. r.	o. r.

Dimensions and specifications may be changed without prior notice.

o. r. = on request

HSK-B Cable gland

Anti-kink



HSK-B

With anti-kink spirals

Application

- Plant and machine construction
- Robotics
- Automation technology
- Vehicle construction and shipbuilding
- Railway technology
- Installation technology
- Control cabinet construction

Material

Polyamide
Seal: NBR

- halogen-free
- phosphor-free
- silicone-free
- cadmium-free

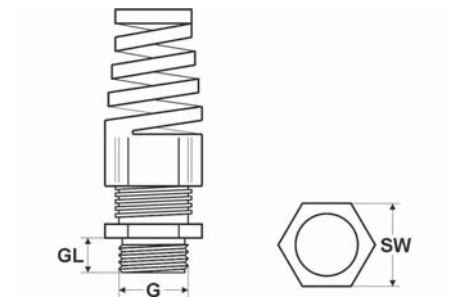
Properties

- Easy to assemble
- Completely water-tight
- Optimum strain relief
- Large clamping ranges

Technical data

Protection class: IP 68 - 10 bar / IP 69K (within the specific clamping range with additional o-ring)

Temperature range: -40°C up to +100°C



Dimensions

G Thread size
GL Thread length
SW Spanner size

Metric thread

Part no. light grey RAL 7035	Part no. black RAL 9005	Size Metr.	Cable Ø from / to mm	Thread length mm	Spanner size mm	Unit	Net EUR/100 items at a purchase of		
							up to 100	101 - 500	501 - 1000
98005	98011	M12 x 1,5	3,0 - 6,5	8,0	15	50	o. r.	o. r.	o. r.
98006	98012	M16 x 1,5	4,0 - 8,0	8,0	19	50	o. r.	o. r.	o. r.
98008	98014	M20 x 1,5	6,0 - 12,0	9,0	24	50	o. r.	o. r.	o. r.
98009	98015	M20 x 1,5	10,0 - 14,0	9,0	27	25	o. r.	o. r.	o. r.
98010	98016	M25 x 1,5	13,0 - 18,0	11,0	33	20	o. r.	o. r.	o. r.

PG thread

Part no. light grey RAL 7035	Part no. black RAL 9005	Size PG	Cable Ø from / to mm	Thread length mm	Spanner size mm	Unit	Net EUR/100 items at a purchase of		
							up to 100	101 - 500	501 - 1000
90320	90326	7	3,0 - 6,5	8,0	15	50	o. r.	o. r.	o. r.
90321	90327	9	4,0 - 8,0	8,0	19	50	o. r.	o. r.	o. r.
90322	90328	11	5,0 - 10,0	8,0	22	50	o. r.	o. r.	o. r.
90323	90329	13,5	6,0 - 12,0	9,0	24	50	o. r.	o. r.	o. r.
90324	90330	16	10,0 - 14,0	10,0	27	25	o. r.	o. r.	o. r.
90325	90331	21	13,0 - 18,0	11,0	33	20	o. r.	o. r.	o. r.

NPT thread

Part no. light grey RAL 7035	Part no. black RAL 9005	Size NPT	Cable Ø from / to mm	Thread length mm	Spanner size mm	Unit	Net EUR/100 items at a purchase of		
							up to 100	101 - 500	501 - 1000
92300	92305	3/8"	4,0 - 8,0	15,0	22 / 19	50	o. r.	o. r.	o. r.
92301	92306	1/2"	6,0 - 12,0	13,0	24	50	o. r.	o. r.	o. r.
92302	92307	1/2"	10,0 - 14,0	13,0	27	25	o. r.	o. r.	o. r.
92303	92308	3/4"	13,0 - 18,0	14,0	33	20	o. r.	o. r.	o. r.

Dimensions and specifications may be changed without prior notice.

o. r. = on request



HSK-WI

Foldable elbow gland for simple cable insertion. The profile can be re-opened at any time.

Application

- Plant and machine construction
- Robotics
- Automation technology
- Vehicle construction and shipbuilding
- Railway technology
- Installation technology
- Control cabinet construction

Material

Polyamide
Seal: NBR
O-ring: NBR

- halogen-free
- phosphor-free
- silicone-free
- cadmium-free

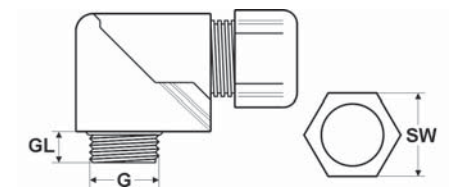
Note

Elbow gland with NPT thread without O-Ring

Technical data

Protection class: IP 68

Temperature range: -40°C up to +100°C



Dimensions

G Thread size
GL Thread length
SW Spanner size

Metric thread

Part no. light grey RAL 7035	Part no. black RAL 9005	Size Metr.	Cable Ø from / to mm	Thread length mm	Spanner size mm	Unit	Net EUR/100 items at a purchase of		
							up to 100	101 - 500	501 - 1000
91284	91840	M16 x 1,5	4,0 - 8,0	8,0	19	25	o. r.	o. r.	o. r.
91285	91841	M20 x 1,5	6,0 - 12,0	9,0	24	25	o. r.	o. r.	o. r.
91286	91842	M25 x 1,5	13,0 - 18,0	11,0	33	10	o. r.	o. r.	o. r.
91287	91843	M32 x 1,5	18,0 - 25,0	11,0	42	5	o. r.	o. r.	o. r.

PG thread

Part no. light grey RAL 7035	Part no. black RAL 9005	Size PG	Cable Ø from / to mm	Thread length mm	Spanner size mm	Unit	Net EUR/100 items at a purchase of		
							up to 100	101 - 500	501 - 1000
96981	96581	9	4,0 - 8,0	8,0	19	25	o. r.	o. r.	o. r.
96982	96103	11	5,0 - 10,0	8,0	22	25	o. r.	o. r.	o. r.
96983	96582	13,5	6,0 - 12,0	9,0	24	25	o. r.	o. r.	o. r.
96984	96583	16	10,0 - 14,0	10,0	27	25	o. r.	o. r.	o. r.
96985	96584	21	13,0 - 18,0	11,0	33	10	o. r.	o. r.	o. r.
96986	96406	29	18,0 - 25,0	11,0	42	5	o. r.	o. r.	o. r.

NPT thread

Part no. light grey RAL 7035	Part no. black RAL 9005	Size NPT	Cable Ø from / to mm	Thread length mm	Spanner size mm	Unit	Net EUR/100 items at a purchase of		
							up to 100	101 - 500	501 - 1000
92690	92700	3/8"	4,0 - 8,0	15,0	19	25	o. r.	o. r.	o. r.
92691	92701	1/2"	6,0 - 12,0	13,0	24	25	o. r.	o. r.	o. r.
92692	92702	1/2"	10,0 - 14,0	13,0	27	25	o. r.	o. r.	o. r.
92693	92703	3/4"	13,0 - 18,0	13,0	33	20	o. r.	o. r.	o. r.
92694	92704	1"	18,0 - 25,0	19,0	42	5	o. r.	o. r.	o. r.

Dimensions and specifications may be changed without prior notice.

o. r. = on request



UNI-DICHT-PA

Plastic sealing gland with colour-coded TPE inserts.

Material

Polyamide PA6-3
Seal: TPE

- halogen-free
- phosphor-free
- silicone-free
- cadmium-free

Properties

- Extensive cable sealing
- Easy to assemble
- Large clamping areas

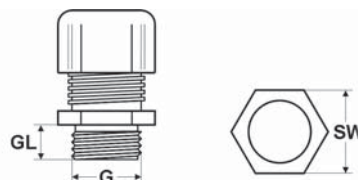
Note

Black cable glands are available on request.
UL- and CSA- approval for use with TPE-V inserts. TPE-V inserts on request.

Technical data

Protection class: IP 68 - 10 bar

Temperature range: -20°C up to +100°C



Dimensions

G Thread size
GL Thread length
SW Spanner size

Metric thread

Part no.	Size Metr.	Sealing insert colour	Cable Ø from / to mm	Thread length mm	Spanner size mm	Unit	Net EUR/100 items at a purchase of		
							up to 100	101 - 500	501 - 1000
903800	M12 x 1,5	yellow	4,0 - 6,5	8,0	15	50	o. r.	o. r.	o. r.
903801	M16 x 1,5	yellow	4,0 - 6,5	9,0	19	50	o. r.	o. r.	o. r.
903802	M16 x 1,5	grey	5,0 - 8,0	9,0	19	50	o. r.	o. r.	o. r.
903803	M16 x 1,5	black	6,5 - 9,5	9,0	19	50	o. r.	o. r.	o. r.
903804	M20 x 1,5	yellow	4,0 - 6,5	9,0	24	50	o. r.	o. r.	o. r.
903805	M20 x 1,5	grey	5,0 - 8,0	9,0	24	50	o. r.	o. r.	o. r.
903806	M20 x 1,5	black	6,5 - 9,5	9,0	24	50	o. r.	o. r.	o. r.
903807	M20 x 1,5	green	7,0 - 10,5	9,0	24	50	o. r.	o. r.	o. r.
903808	M20 x 1,5	red	9,0 - 13,0	9,0	24	50	o. r.	o. r.	o. r.
903809	M25 x 1,5	yellow	4,0 - 6,5	9,0	30	50	o. r.	o. r.	o. r.
903810	M25 x 1,5	grey	5,0 - 8,0	9,0	30	50	o. r.	o. r.	o. r.
903811	M25 x 1,5	black	6,5 - 9,5	9,0	30	50	o. r.	o. r.	o. r.
903812	M25 x 1,5	green	7,0 - 10,5	9,0	30	50	o. r.	o. r.	o. r.
903813	M25 x 1,5	red	9,0 - 13,0	9,0	30	50	o. r.	o. r.	o. r.
903814	M25 x 1,5	white	11,5 - 15,5	9,0	30	50	o. r.	o. r.	o. r.
903815	M32 x 1,5	green	7,0 - 10,5	11,0	36	25	o. r.	o. r.	o. r.
903816	M32 x 1,5	red	9,0 - 13,0	11,0	36	25	o. r.	o. r.	o. r.
903817	M32 x 1,5	white	11,5 - 15,5	11,0	36	25	o. r.	o. r.	o. r.
903818	M32 x 1,5	blue	14,0 - 18,0	11,0	36	25	o. r.	o. r.	o. r.
903819	M32 x 1,5	brown	17,0 - 20,5	11,0	36	25	o. r.	o. r.	o. r.
903820	M40 x 1,5	blue	14,0 - 18,0	11,5	46	10	o. r.	o. r.	o. r.
903821	M40 x 1,5	brown	17,0 - 20,5	11,5	46	10	o. r.	o. r.	o. r.
903822	M40 x 1,5	orange	20,0 - 25,0	11,5	46	10	o. r.	o. r.	o. r.
903823	M40 x 1,5	light yellow	24,0 - 28,0	11,5	46	10	o. r.	o. r.	o. r.
903824	M50 x 1,5	anthracite	27,0 - 32,0	14,0	56	5	o. r.	o. r.	o. r.
903825	M50 x 1,5	light blue	29,0 - 34,0	14,0	56	5	o. r.	o. r.	o. r.
904295	M50 x 1,5	pink	32,0 - 36,0	14,0	56	5	o. r.	o. r.	o. r.

Continuation ►

UNI-DICHT-PA Cable gland



PG thread

Part no.	Size PG	Sealing insert colour	Cable Ø from / to mm	Thread length mm	Spanner size mm	Unit	Net EUR/100 items at a purchase of		
							up to 100	101 - 500	501 - 1000
903826	9	yellow	4,0 - 6,5	9,0	19	50	o. r.	o. r.	o. r.
903827	9	grey	5,0 - 8,0	9,0	19	50	o. r.	o. r.	o. r.
903828	9	black	6,5 - 9,5	9,0	19	50	o. r.	o. r.	o. r.
903829	11	yellow	4,0 - 6,5	9,0	22	50	o. r.	o. r.	o. r.
903830	11	grey	5,0 - 8,0	9,0	22	50	o. r.	o. r.	o. r.
903831	11	black	6,5 - 9,5	9,0	22	50	o. r.	o. r.	o. r.
903832	11	green	7,0 - 10,5	9,0	22	50	o. r.	o. r.	o. r.
903833	13,5	yellow	4,0 - 6,5	9,0	24	50	o. r.	o. r.	o. r.
903834	13,5	grey	5,0 - 8,0	9,0	24	50	o. r.	o. r.	o. r.
903835	13,5	black	6,5 - 9,5	9,0	24	50	o. r.	o. r.	o. r.
903836	13,5	green	7,0 - 10,5	9,0	24	50	o. r.	o. r.	o. r.
903837	13,5	red	9,0 - 13,0	9,0	24	50	o. r.	o. r.	o. r.
903838	16	yellow	4,0 - 6,5	9,0	27	50	o. r.	o. r.	o. r.
903839	16	grey	5,0 - 8,0	9,0	27	50	o. r.	o. r.	o. r.
903840	16	black	6,5 - 9,5	9,0	27	50	o. r.	o. r.	o. r.
903841	16	green	7,0 - 10,5	9,0	27	50	o. r.	o. r.	o. r.
903842	16	red	9,0 - 13,0	9,0	27	50	o. r.	o. r.	o. r.
903843	16	white	11,5 - 15,5	9,0	27	50	o. r.	o. r.	o. r.
903844	21	green	7,0 - 10,5	11,0	33	25	o. r.	o. r.	o. r.
903845	21	red	9,0 - 13,0	11,0	33	25	o. r.	o. r.	o. r.
903846	21	white	11,5 - 15,5	11,0	33	25	o. r.	o. r.	o. r.
903847	21	blue	14,0 - 18,0	11,0	33	25	o. r.	o. r.	o. r.
903848	21	brown	17,0 - 20,5	11,0	33	25	o. r.	o. r.	o. r.
903849	29	blue	14,0 - 18,0	11,0	43	10	o. r.	o. r.	o. r.
903850	29	brown	17,0 - 20,5	11,0	43	10	o. r.	o. r.	o. r.
903851	29	orange	20,0 - 25,0	11,0	43	10	o. r.	o. r.	o. r.
903852	29	light yellow	24,0 - 28,0	11,0	43	10	o. r.	o. r.	o. r.
903853	36	anthracite	27,0 - 32,0	14,0	53	5	o. r.	o. r.	o. r.
903854	36	light blue	29,0 - 34,0	14,0	53	5	o. r.	o. r.	o. r.
903855	36	pink	32,0 - 36,0	14,0	53	5	o. r.	o. r.	o. r.


Dimensions and specifications may be changed without prior notice.

o. r. = on request

UNI-DICHT-MFD-PA Cable gland



With multiple sealing inserts



UNI-DICHT-MFD-PA

Plastic sealing gland with multiple TPE sealing inserts.

Application

- Plant and machine construction
- Robotics
- Automation technology
- Vehicle construction and shipbuilding
- Railway technology
- Installation technology
- Control cabinet construction

Material

Polyamide PA6-3
Seal: TPE

- halogen-free
- phosphor-free
- silicone-free
- cadmium-free

Properties

- Extensive cable sealing
- Easy to assemble

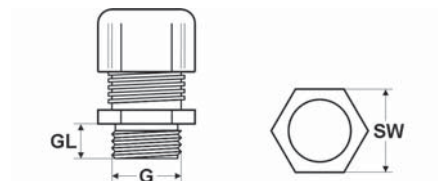
Note

Protection class IP 68, if the bore diameter in the sealing insert area is equal to the cable diameter.

Technical data

Protection class: IP 68

Temperature range: -20°C up to +100°C



Dimensions

G Thread size
GL Thread length
SW Spanner size

Metric thread

Part no. grey RAL 7032	Size Metr.	Number holes x cable-Ø mm	Thread length mm	Spanner size mm	Unit	Net EUR/100 items at a purchase of		
						up to 100	101 - 500	501 - 1000
903856	M16 x 1,5	2 x 1,2	9,0	19	50	o. r.	o. r.	o. r.
903857	M16 x 1,5	2 x 3,0	9,0	19	50	o. r.	o. r.	o. r.
903858	M16 x 1,5	4 x 3,0	9,0	19	50	o. r.	o. r.	o. r.
903859	M16 x 1,5	2 x 4,0	9,0	19	50	o. r.	o. r.	o. r.
903860	M16 x 1,5	1 x 5,0	9,0	19	50	o. r.	o. r.	o. r.
903861	M20 x 1,5	6 x 2,0	9,0	24	50	o. r.	o. r.	o. r.
903862	M20 x 1,5	2 x 2,3	9,0	24	50	o. r.	o. r.	o. r.
903863	M20 x 1,5	6 x 2,5	9,0	24	50	o. r.	o. r.	o. r.
903864	M20 x 1,5	2 x 3,0	9,0	24	50	o. r.	o. r.	o. r.
903865	M20 x 1,5	3 x 3,0	9,0	24	50	o. r.	o. r.	o. r.
903866	M20 x 1,5	2 x 5,0	9,0	24	50	o. r.	o. r.	o. r.
903867	M25 x 1,5	7 x 2,0	9,0	29	50	o. r.	o. r.	o. r.
903868	M25 x 1,5	2 x 4,0	9,0	29	50	o. r.	o. r.	o. r.
903869	M25 x 1,5	4 x 4,0	9,0	29	50	o. r.	o. r.	o. r.
903870	M25 x 1,5	6 x 4,0	9,0	29	50	o. r.	o. r.	o. r.
903871	M25 x 1,5	2 x 6,0	9,0	29	50	o. r.	o. r.	o. r.
903872	M25 x 1,5	3 x 7,0	9,0	29	50	o. r.	o. r.	o. r.
903873	M32 x 1,5	21 x 2,0	11,0	38	25	o. r.	o. r.	o. r.
903874	M32 x 1,5	8 x 3,0	11,0	38	25	o. r.	o. r.	o. r.
903875	M32 x 1,5	6 x 4,0	11,0	38	25	o. r.	o. r.	o. r.
903876	M32 x 1,5	8 x 4,0	11,0	38	25	o. r.	o. r.	o. r.
903877	M32 x 1,5	4 x 5,0	11,0	38	25	o. r.	o. r.	o. r.
903878	M32 x 1,5	4 x 6,0	11,0	38	25	o. r.	o. r.	o. r.
903879	M32 x 1,5	6 x 6,5	11,0	38	25	o. r.	o. r.	o. r.
903880	M32 x 1,5	3 x 7,0	11,0	38	25	o. r.	o. r.	o. r.
903881	M32 x 1,5	4 x 8,0	11,0	38	25	o. r.	o. r.	o. r.
903882	M32 x 1,5	2 x 9,0	11,0	38	25	o. r.	o. r.	o. r.

Continuation ►

UNI-DICHT-MFD-PA Cable gland



With multiple sealing inserts

Metric thread

Part no. grey RAL 7032	Size Metr.	Number holes x cable-Ø mm	Thread length mm	Spanner size mm	Unit	Net EUR/ 100 items at a purchase of		
						up to 100	101 - 500	501 - 1000
903883	M40 x 1,5	6 x 6,0	11,5	46	10	o. r.	o. r.	o. r.
903884	M40 x 1,5	10 x 6,0	11,5	46	10	o. r.	o. r.	o. r.
903885	M40 x 1,5	4 x 6,5	11,5	46	10	o. r.	o. r.	o. r.
903886	M40 x 1,5	6 x 8,0	11,5	46	10	o. r.	o. r.	o. r.
903887	M40 x 1,5	4 x 9,0	11,5	46	10	o. r.	o. r.	o. r.
903888	M40 x 1,5	5 x 9,0	11,5	46	10	o. r.	o. r.	o. r.
903889	M40 x 1,5	5 x 10,0	11,5	46	10	o. r.	o. r.	o. r.
903890	M40 x 1,5	2 x 11,0	11,5	46	10	o. r.	o. r.	o. r.
903891	M50 x 1,5	15 x 5,0	14,0	55	5	o. r.	o. r.	o. r.
903892	M50 x 1,5	8 x 9,0	14,0	55	5	o. r.	o. r.	o. r.
903893	M50 x 1,5	3 x 10,0	14,0	55	5	o. r.	o. r.	o. r.
903894	M50 x 1,5	2 x 15,0	14,0	55	5	o. r.	o. r.	o. r.

PG thread

Part no. grey RAL 7032	Size PG	Number holes x cable-Ø mm	Thread length mm	Spanner size mm	Unit	Net EUR/ 100 items at a purchase of		
						up to 100	101 - 500	501 - 1000
903895	9	2 x 1,2	9,0	19	50	o. r.	o. r.	o. r.
903896	9	2 x 3,0	9,0	19	50	o. r.	o. r.	o. r.
903897	9	4 x 3,0	9,0	19	50	o. r.	o. r.	o. r.
903898	9	2 x 4,0	9,0	19	50	o. r.	o. r.	o. r.
903899	9	1 x 5,0	9,0	19	50	o. r.	o. r.	o. r.
903900	11	6 x 2,0	9,0	22	50	o. r.	o. r.	o. r.
903901	11	2 x 2,3	9,0	22	50	o. r.	o. r.	o. r.
903902	11	6 x 2,5	9,0	22	50	o. r.	o. r.	o. r.
903903	11	2 x 3,0	9,0	22	50	o. r.	o. r.	o. r.
903904	11	3 x 3,0	9,0	22	50	o. r.	o. r.	o. r.
903905	11	2 x 5,0	9,0	22	50	o. r.	o. r.	o. r.
903906	13,5	3 x 2,0	9,0	24	50	o. r.	o. r.	o. r.
903907	13,5	10 x 2,0	9,0	24	50	o. r.	o. r.	o. r.
903908	13,5	2 x 3,0	9,0	24	50	o. r.	o. r.	o. r.
903909	13,5	3 x 3,0	9,0	24	50	o. r.	o. r.	o. r.
903910	13,5	6 x 3,5	9,0	24	50	o. r.	o. r.	o. r.
903911	13,5	2 x 5,0	9,0	24	50	o. r.	o. r.	o. r.
903912	13,5	2 x 6,0	9,0	24	50	o. r.	o. r.	o. r.
903913	16	7 x 2,0	9,0	27	50	o. r.	o. r.	o. r.
903914	16	2 x 4,0	9,0	27	50	o. r.	o. r.	o. r.
903915	16	4 x 4,0	9,0	27	50	o. r.	o. r.	o. r.
903916	16	6 x 4,0	9,0	27	50	o. r.	o. r.	o. r.
903917	16	2 x 6,0	9,0	27	50	o. r.	o. r.	o. r.
903918	16	3 x 7,0	9,0	27	50	o. r.	o. r.	o. r.
903919	21	21 x 2,0	11,0	33	25	o. r.	o. r.	o. r.
903920	21	8 x 3,0	11,0	33	25	o. r.	o. r.	o. r.
903921	21	6 x 4,0	11,0	33	25	o. r.	o. r.	o. r.
903922	21	8 x 4,0	11,0	33	25	o. r.	o. r.	o. r.
903923	21	4 x 5,0	11,0	33	25	o. r.	o. r.	o. r.
903924	21	4 x 6,0	11,0	33	25	o. r.	o. r.	o. r.
903925	21	6 x 6,5	11,0	33	25	o. r.	o. r.	o. r.
903926	21	3 x 7,0	11,0	33	25	o. r.	o. r.	o. r.
903927	21	4 x 8,0	11,0	33	25	o. r.	o. r.	o. r.
903928	21	2 x 9,0	11,0	33	25	o. r.	o. r.	o. r.
903929	29	6 x 6,0	11,0	43	10	o. r.	o. r.	o. r.
903930	29	10 x 6,0	11,0	43	10	o. r.	o. r.	o. r.
903931	29	4 x 6,5	11,0	43	10	o. r.	o. r.	o. r.
903932	29	6 x 8,0	11,0	43	10	o. r.	o. r.	o. r.
903933	29	4 x 9,0	11,0	43	10	o. r.	o. r.	o. r.
903934	29	5 x 9,0	11,0	43	10	o. r.	o. r.	o. r.
903935	29	5 x 10,0	11,0	43	10	o. r.	o. r.	o. r.
903936	29	2 x 11,0	11,0	43	10	o. r.	o. r.	o. r.
903937	36	8 x 9,0	14,0	53	5	o. r.	o. r.	o. r.
903938	36	15 x 5,0	14,0	53	5	o. r.	o. r.	o. r.
903939	36	3 x 10,0	14,0	53	5	o. r.	o. r.	o. r.
903940	36	2 x 15,0	14,0	53	5	o. r.	o. r.	o. r.

Dimensions and specifications may be changed without prior notice.

o. r. = on request

UNI-DICHT-VK-PA Gland body



UNI-DICHT-VK-PA

Gland body made of polyamide for fitting with TPE sealing inserts.

Material

Polyamide PA6-3

Technical data

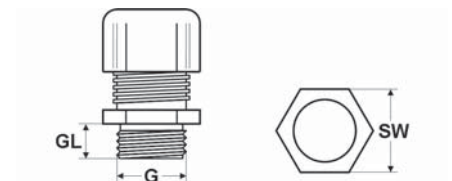
Temperature range: -20°C up to +100°C

Application

- Plant and machine construction
- Robotics
- Automation technology
- Vehicle construction and shipbuilding
- Railway technology
- Installation technology
- Control cabinet construction

Note

The gland body M20x1,5 part no. 903941 is suitable for PG 11 inserts; part no. 90831 is suitable for PG 13,5 inserts.



Dimensions

G Thread size
GL Thread length
SW Spanner size

Metric thread

Part no. grey RAL 7032	Size Metr.	Thread length mm	Spanner size mm	Unit	Net EUR/100 items at a purchase of		
					up to 100	101 - 500	501 - 1000
90829	M12 x 1,5	8,0	15	50	o. r.	o. r.	o. r.
90830	M16 x 1,5	9,0	19	50	o. r.	o. r.	o. r.
903941	M20 x 1,5	9,0	24	50	o. r.	o. r.	o. r.
90831	M20 x 1,5	9,0	24	50	o. r.	o. r.	o. r.
90832	M25 x 1,5	9,0	30	50	o. r.	o. r.	o. r.
90833	M32 x 1,5	11,0	36	25	o. r.	o. r.	o. r.
90834	M40 x 1,5	11,5	46	10	o. r.	o. r.	o. r.
90835	M50 x 1,5	14,0	56	5	o. r.	o. r.	o. r.

PG thread

Part no. grey RAL 7032	Size PG	Thread length mm	Spanner size mm	Unit	Net EUR/100 items at a purchase of		
					up to 100	101 - 500	501 - 1000
96043	9	9,0	19	50	o. r.	o. r.	o. r.
96044	11	9,0	22	50	o. r.	o. r.	o. r.
96045	13,5	9,0	24	50	o. r.	o. r.	o. r.
96046	16	9,0	27	50	o. r.	o. r.	o. r.
96047	21	11,0	33	25	o. r.	o. r.	o. r.
96048	29	11,0	43	10	o. r.	o. r.	o. r.
96049	36	14,0	53	5	o. r.	o. r.	o. r.

Dimensions and specifications may be changed without prior notice.

o. r. = on request

UNI-DICHT Sealing insert

Closed



UNI-DICHT sealing insert closed

Closed TPE-V sealing inserts which fit in UNI DICHT gland bodies - plastic or brass.

Application

- Plant and machine construction
- Robotics
- Automation technology
- Vehicle construction and shipbuilding
- Railway technology
- Installation technology
- Control cabinet construction

Material

TPE-V

- halogen-free
- phosphor-free
- silicone-free
- cadmium-free

Note

The UNI-DICHT sealing insert M20x1,5 (part no. 903944) can only be used with **UNI-DICHT-VK-PA** M20x1,5 (part no. 90831).
The UNI-DICHT sealing insert M20x1,5 (part no. 903945) can only be used with **UNI-DICHT-VK-MS** M20x1,5 (part no. 904213).

Technical data

Temperature range: -40°C up to +135°C


Part no.	Size PG	Size metric	Sealing insert colour	Cable Ø from / to mm	Unit	Net EUR/ 100 items at a purchase of		
						up to 100	101 - 500	501 - 1000
903942	9	M16 x 1,5	white	-	100	o. r.	o. r.	o. r.
903943	11	M20 x 1,5	white	-	100	o. r.	o. r.	o. r.
903944	-	M20 x 1,5	white/short	-	100	o. r.	o. r.	o. r.
903945	13,5	M20 x 1,5	white	-	100	o. r.	o. r.	o. r.
903946	16	M25 x 1,5	white	-	100	o. r.	o. r.	o. r.
903947	21	M32 x 1,5	white	-	50	o. r.	o. r.	o. r.
903948	29	M40 x 1,5	white	-	25	o. r.	o. r.	o. r.
903949	36	M50 x 1,5	white	-	10	o. r.	o. r.	o. r.
903950	42	-	white	-	10	o. r.	o. r.	o. r.
903951	48	M63 x 1,5	white	-	10	o. r.	o. r.	o. r.

Dimensions and specifications may be changed without prior notice.

o. r. = on request

UNI-DICHT Sealing insert

Standard



UNI-DICHT sealing insert standard

Colour coded TPE sealing insert for UNI DICHT gland bodies - polyamide or brass.

Application

- Plant and machine construction
- Robotics
- Automation technology
- Vehicle construction and shipbuilding
- Railway technology
- Installation technology
- Control cabinet construction

Material

TPE

- halogen-free
- phosphor-free
- silicone-free
- cadmium-free

Note

The UNI-DICHT sealing inserts M20x1,5 (part no. 903961 up to 903965) can only be used with **UNI-DICHT-VK-PA** M20x1,5 (part no. 90831).

The UNI-DICHT sealing inserts M20x1,5 (part no. 903966 up to 903970) can only be used with **UNI-DICHT-VK-MS** M20x1,5 (part no. 904213).

The UNI-DICHT sealing insert PG21 (part no. 903981) can only be used with

UNI-DICHT-VK-MS PG21 (part no. 904226).

The UNI-DICHT sealing insert M32x1,5 (part no. 903981) can only be used with **UNI-DICHT-VK-MS** M32x1,5 (part no. 904216).

Technical data

Temperature range: -40°C up to +130°C

Part no.	Size PG	Size metric	Sealing insert colour	Cable Ø from / to mm	Unit	Net EUR/ 100 items at a purchase of		
						up to 100	101 - 500	501 - 1000
903952	-	M12 x 1,5	yellow	4,0 - 6,5	50	o. r.	o. r.	o. r.
903953	7	-	yellow	4,0 - 6,5	50	o. r.	o. r.	o. r.
903954	9	M16 x 1,5	yellow	4,0 - 6,5	50	o. r.	o. r.	o. r.
903955	9	M16 x 1,5	grey	5,0 - 8,0	50	o. r.	o. r.	o. r.
903956	9	M16 x 1,5	black	6,5 - 9,5	50	o. r.	o. r.	o. r.
903957	11	M20 x 1,5	yellow	4,0 - 6,5	50	o. r.	o. r.	o. r.
903958	11	M20 x 1,5	grey	5,0 - 8,0	50	o. r.	o. r.	o. r.
903959	11	M20 x 1,5	black	6,5 - 9,5	50	o. r.	o. r.	o. r.
903960	11	M20 x 1,5	green	7,0 - 10,5	50	o. r.	o. r.	o. r.
903961	-	M20 x 1,5	yellow	4,0 - 6,5	50	o. r.	o. r.	o. r.
903962	-	M20 x 1,5	grey	5,0 - 8,0	50	o. r.	o. r.	o. r.
903963	-	M20 x 1,5	black	6,5 - 9,5	50	o. r.	o. r.	o. r.
903964	-	M20 x 1,5	green	7,0 - 10,5	50	o. r.	o. r.	o. r.
903965	-	M20 x 1,5	red	9,0 - 13,0	50	o. r.	o. r.	o. r.
903966	13,5	M20 x 1,5	yellow	4,0 - 6,5	50	o. r.	o. r.	o. r.
903967	13,5	M20 x 1,5	grey	5,0 - 8,0	50	o. r.	o. r.	o. r.
903968	13,5	M20 x 1,5	black	6,5 - 9,5	50	o. r.	o. r.	o. r.
903969	13,5	M20 x 1,5	green	7,0 - 10,5	50	o. r.	o. r.	o. r.
903970	13,5	M20 x 1,5	red	9,0 - 13,0	50	o. r.	o. r.	o. r.

Continuation ►

UNI-DICHT Sealing insert

Standard

Part no.	Size PG	Size metric	Sealing insert colour	Cable Ø from / to mm	Unit	Net EUR/ 100 items at a purchase of		
						up to 100	101 - 500	501 - 1000
903971	16	M25 x 1,5	yellow	4,0 - 6,5	50	o. r.	o. r.	o. r.
903972	16	M25 x 1,5	grey	5,0 - 8,0	50	o. r.	o. r.	o. r.
903973	16	M25 x 1,5	black	6,5 - 9,5	50	o. r.	o. r.	o. r.
903974	16	M25 x 1,5	green	7,0 - 10,5	50	o. r.	o. r.	o. r.
903975	16	M25 x 1,5	red	9,0 - 13,0	50	o. r.	o. r.	o. r.
903976	16	M25 x 1,5	white	11,5 - 15,5	50	o. r.	o. r.	o. r.
903977	21	M32 x 1,5	green	7,0 - 10,5	25	o. r.	o. r.	o. r.
903978	21	M32 x 1,5	red	9,0 - 13,0	25	o. r.	o. r.	o. r.
903979	21	M32 x 1,5	white	11,5 - 15,5	25	o. r.	o. r.	o. r.
903980	21	M32 x 1,5	blue	14,0 - 18,0	25	o. r.	o. r.	o. r.
903981	21	M32 x 1,5	brown	17,0 - 20,5	25	o. r.	o. r.	o. r.
903982	29	M40 x 1,5	white	11,5 - 15,5	10	o. r.	o. r.	o. r.
903983	29	M40 x 1,5	blue	14,0 - 18,0	10	o. r.	o. r.	o. r.
903984	29	M40 x 1,5	brown	17,0 - 20,5	10	o. r.	o. r.	o. r.
903985	29	M40 x 1,5	orange	20,0 - 25,0	10	o. r.	o. r.	o. r.
903986	29	M40 x 1,5	light yellow	24,0 - 28,0	10	o. r.	o. r.	o. r.
903987	36	M50 x 1,5	anthracite	27,0 - 32,0	10	o. r.	o. r.	o. r.
903988	36	M50 x 1,5	light blue	29,0 - 34,0	10	o. r.	o. r.	o. r.
903989	36	M50 x 1,5	pink	32,0 - 36,0	10	o. r.	o. r.	o. r.
903990	42	M50 x 1,5	white	36,0 - 40,0	5	o. r.	o. r.	o. r.
903991	48	M63 x 1,5	white	39,0 - 44,0	5	o. r.	o. r.	o. r.

Dimensions and specifications may be changed without prior notice.

o. r. = on request

■ CLASSIFICATION


UNI-DICHT SEALING INSERT/GLAND BODY

UNI-DICHT sealing insert

UNI-DICHT gland body

Part no.	Size PG	Size metric	Colour of the sealing inserts	Size PG		Size metric	
				Polyamide	Stainless steel	Polyamide	Stainless steel
903952	-	M12 x 1,5	yellow			90829 VK PA M12	904210 VK PA M12
903953	7	-	yellow		904220 VK PA M7		
903954	9	M12 x 1,5	yellow				
903955	9	M12 x 1,5	grey	96043 VK PA M9	904221 VK PA M9	90830 VK PA M16	904211 VK PA M16
903956	9	M12 x 1,5	black				
903957	11	M12 x 1,5	yellow				
903958	11	M12 x 1,5	grey				
903959	11	M12 x 1,5	black	96044 VK PA M11	904222 VK PA M11	96044 VK PA M11	
903960	11	M12 x 1,5	green				
903961	-	M12 x 1,5	yellow				
903962	-	M12 x 1,5	grey				
903963	-	M12 x 1,5	black			90831 VK PA M20	
903964	-	M12 x 1,5	green				
903965	-	M12 x 1,5	red				
903966	13.5	M12 x 1,5	yellow				
903967	13.5	M12 x 1,5	grey				
903968	13.5	M12 x 1,5	black	96045 VK PA M13.5	904223 VK PA M13.5		904223 VK PA M13.5
903969	13.5	M12 x 1,5	green				
903970	13.5	M12 x 1,5	red				
903971	16	M12 x 1,5	yellow				
903972	16	M12 x 1,5	grey				
903973	16	M12 x 1,5	black				
903974	16	M12 x 1,5	green	96046 VK PA M16	904224 VK PA M16	90832 VK PA M25	904214 VK PA M25
903975	16	M12 x 1,5	red				
903976	16	M12 x 1,5	white				
903977	21	M12 x 1,5	green				
903978	21	M12 x 1,5	red				
903979	21	M12 x 1,5	white	96047 VK PA M21	904222 VK PA M11	90833 VK PA M32	904210 VK PA M12
903980	21	M12 x 1,5	blue				
903981	21	M12 x 1,5	brown				904210 VK PA M12
903982	29	M12 x 1,5	white				
903983	29	M12 x 1,5	blue				
903984	29	M12 x 1,5	brown	96048 VK PA M29	904227 VK PA M29	90834 VK PA M40	904217 VK PA M40
903985	29	M12 x 1,5	orange				
903986	29	M12 x 1,5	light yellow				
903987	36	M12 x 1,5	anthracite				
903988	36	M12 x 1,5	light blue	96049 VK PA M36	904228 VK PA M36	90835 VK PA M50	904218 VK PA M50
903989	36	M12 x 1,5	pink				
903990	42	M12 x 1,5	white		904229 VK PA M42		
903991	48	M12 x 1,5	white		904230 VK PA M48		904219 VK PA M63

UNI-DICHT MFDE Multiple sealing insert



UNI-DICHT multiple sealing insert

Multiple TPE sealing insert which fit in UNI-DICHT gland bodies - polyamide or brass.

Application

- Plant and machine construction
- Robotics
- Automation technology
- Vehicle construction and shipbuilding
- Railway technology
- Installation technology
- Control cabinet construction

Material

TPE

- halogen-free
- phosphor-free
- silicone-free
- cadmium-free

Note

The UNI-DICHT sealing inserts M20x1,5 (part no. 904004 up to 904010) can only be used with UNI-DICHT gland body made of polyamide M20x1,5 (part no. 90831).

The UNI-DICHT sealing inserts M20x1,5 (part no. 904011 up to 904017) can only be used with **UNI-DICHT-VK-MS** M20x1,5 (Art.-Nr. 904213), **UNI-DICHT-VK-PA** PG13,5 (part no. 96045) and **UNI-DICHT-VK-MS** PG13,5 (part no. 904223).

Technical data

Temperature range: -40°C up to +130°C

Part no.	Size PG	Size metric	Insert colour	Number x Ø borehole mm	Unit	Net EUR/100 items at a purchase of		
						up to 100	101 - 500	501 - 1000
903994	9	M16 x 1,5	white	2 x 1,2	50	o. r.	o. r.	o. r.
903995	9	M16 x 1,5	white	2 x 3,0	50	o. r.	o. r.	o. r.
903996	9	M16 x 1,5	white	4 x 3,0	50	o. r.	o. r.	o. r.
903997	9	M16 x 1,5	white	2 x 4,0	50	o. r.	o. r.	o. r.
903998	9	M16 x 1,5	white	1 x 5,0	50	o. r.	o. r.	o. r.
903999	11	M20 x 1,5	white	6 x 2,0	50	o. r.	o. r.	o. r.
904000	11	M20 x 1,5	white	2 x 3,0	50	o. r.	o. r.	o. r.
904001	11	M20 x 1,5	white	3 x 3,0	50	o. r.	o. r.	o. r.
904002	11	M20 x 1,5	white	2 x 4,0	50	o. r.	o. r.	o. r.
904003	11	M20 x 1,5	white	2 x 5,0	50	o. r.	o. r.	o. r.
904004	-	M20 x 1,5	white	3 x 2,0	50	o. r.	o. r.	o. r.
904006	-	M20 x 1,5	white	2 x 3,0	50	o. r.	o. r.	o. r.
904007	-	M20 x 1,5	white	3 x 3,0	50	o. r.	o. r.	o. r.
904008	-	M20 x 1,5	white	3 x 4,0	50	o. r.	o. r.	o. r.
904009	-	M20 x 1,5	white	2 x 5,0	50	o. r.	o. r.	o. r.
904010	-	M20 x 1,5	white	2 x 6,0	50	o. r.	o. r.	o. r.
904011	13,5	M20 x 1,5	white	3 x 2,0	50	o. r.	o. r.	o. r.
904012	13,5	M20 x 1,5	white	10 x 2,0	50	o. r.	o. r.	o. r.
904013	13,5	M20 x 1,5	white	2 x 3,0	50	o. r.	o. r.	o. r.
904014	13,5	M20 x 1,5	white	3 x 3,0	50	o. r.	o. r.	o. r.
904015	13,5	M20 x 1,5	white	3 x 4,0	50	o. r.	o. r.	o. r.
904016	13,5	M20 x 1,5	white	2 x 5,0	50	o. r.	o. r.	o. r.
904017	13,5	M20 x 1,5	white	2 x 6,0	50	o. r.	o. r.	o. r.

Continuation ►

UNI-DICHT MFDE Multiple sealing insert

Part no.	Size PG	Size metric	Insert colour	Number x Ø borehole mm	Unit	Net EUR/100 items at a purchase of		
						up to 100	101 - 500	501 - 1000
904018	16	M25 x 1,5	white	7 x 2,0	50	o. r.	o. r.	o. r.
904019	16	M25 x 1,5	white	3 x 3,0	50	o. r.	o. r.	o. r.
904020	16	M25 x 1,5	white	2 x 4,0	50	o. r.	o. r.	o. r.
904021	16	M25 x 1,5	white	4 x 4,0	50	o. r.	o. r.	o. r.
904022	16	M25 x 1,5	white	6 x 4,0	50	o. r.	o. r.	o. r.
904023	16	M25 x 1,5	white	2 x 6,0	50	o. r.	o. r.	o. r.
904024	16	M25 x 1,5	white	3 x 6,0	50	o. r.	o. r.	o. r.
904025	16	M25 x 1,5	white	4 x 6,0	50	o. r.	o. r.	o. r.
904026	16	M25 x 1,5	white	3 x 7,0	50	o. r.	o. r.	o. r.
904027	16	M25 x 1,5	white	2 x 8,0	50	o. r.	o. r.	o. r.
904028	21	M32 x 1,5	white	21 x 2,0	50	o. r.	o. r.	o. r.
904029	21	M32 x 1,5	white	8 x 3,0	50	o. r.	o. r.	o. r.
904030	21	M32 x 1,5	white	6 x 4,0	50	o. r.	o. r.	o. r.
904031	21	M32 x 1,5	white	8 x 4,0	50	o. r.	o. r.	o. r.
904032	21	M32 x 1,5	white	4 x 5,0	50	o. r.	o. r.	o. r.
904033	21	M32 x 1,5	white	8 x 5,0	50	o. r.	o. r.	o. r.
904034	21	M32 x 1,5	white	6 x 5,5	50	o. r.	o. r.	o. r.
904035	21	M32 x 1,5	white	4 x 6,0	50	o. r.	o. r.	o. r.
904036	21	M32 x 1,5	white	4 x 6,5	50	o. r.	o. r.	o. r.
904037	21	M32 x 1,5	white	6 x 6,5	50	o. r.	o. r.	o. r.
904038	21	M32 x 1,5	white	3 x 7,0	50	o. r.	o. r.	o. r.
904039	21	M32 x 1,5	white	2 x 8,0	50	o. r.	o. r.	o. r.
904040	21	M32 x 1,5	white	4 x 8,0	50	o. r.	o. r.	o. r.
904041	21	M32 x 1,5	white	2 x 9,0	50	o. r.	o. r.	o. r.
904042	21	M32 x 1,5	white	3 x 9,0	50	o. r.	o. r.	o. r.
904043	29	M40 x 1,5	white	6 x 6,0	25	o. r.	o. r.	o. r.
904044	29	M40 x 1,5	white	10 x 6,0	25	o. r.	o. r.	o. r.
904045	29	M40 x 1,5	white	4 x 6,5	25	o. r.	o. r.	o. r.
904046	29	M40 x 1,5	white	7 x 7,0	25	o. r.	o. r.	o. r.
904047	29	M40 x 1,5	white	6 x 8,0	25	o. r.	o. r.	o. r.
904048	29	M40 x 1,5	white	4 x 9,0	25	o. r.	o. r.	o. r.
904049	29	M40 x 1,5	white	5 x 9,0	25	o. r.	o. r.	o. r.
904050	29	M40 x 1,5	white	5 x 10,0	25	o. r.	o. r.	o. r.
904051	29	M40 x 1,5	white	2 x 11,0	25	o. r.	o. r.	o. r.
904052	29	M40 x 1,5	white	3 x 11,0	25	o. r.	o. r.	o. r.
904053	29	M40 x 1,5	white	2 x 13,0	25	o. r.	o. r.	o. r.
904054	36	M50 x 1,5	white	15 x 5,0	10	o. r.	o. r.	o. r.
904055	36	M50 x 1,5	white	13 x 7,0	10	o. r.	o. r.	o. r.
904056	36	M50 x 1,5	white	7 x 9,0	10	o. r.	o. r.	o. r.
904057	36	M50 x 1,5	white	8 x 9,0	10	o. r.	o. r.	o. r.
904058	36	M50 x 1,5	white	3 x 10,0	10	o. r.	o. r.	o. r.
904059	36	M50 x 1,5	white	4 x 13,0	10	o. r.	o. r.	o. r.
904060	36	M50 x 1,5	white	2 x 15,0	10	o. r.	o. r.	o. r.

Dimensions and specifications may be changed without prior notice.

o. r. = on request

Matching accessory



Sealing plug

For not assigned penetrations.

refer to page 33

UNI-DICHT-ASI-PA Cable gland



Profile fits to ASI-bus cable



UNI-DICHT-ASI-PA

Plastic sealing gland with inserts for ASI BUS cables.

Application

- Plant and machine construction
- Robotics
- Automation technology
- Installation technology
- Control cabinet construction

Material

Polyamide
Seal: TPE-V

- halogen-free
- phosphor-free
- silicone-free
- cadmium-free

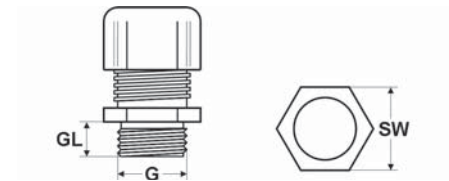
Properties

- Large-areas cable sealing
- Easy to assemble

Technical data

Protection class: IP 68 - 10 bar

Temperature range: -20°C up to +100°C



Dimensions

G Thread size
GL Thread length
SW Spanner size

Metric thread

Part no.	Size Metr.	Sealing insert colour	Cable Ø from / to mm	Thread length mm	Spanner size mm	Unit	Net EUR/100 items at a purchase of		
							up to 100	101 - 500	501 - 1000
903796	M20 x 1,5	grey, left	-	9,0	24	50	o. r.	o. r.	o. r.
903797	M20 x 1,5	grey, right	-	9,0	24	50	o. r.	o. r.	o. r.

PG thread

Part no.	Size PG	Sealing insert colour	Cable Ø from / to mm	Thread length mm	Spanner size mm	Unit	Net EUR/100 items at a purchase of		
							up to 100	101 - 500	501 - 1000
903798	13,5	grey, left	-	9,0	24	50	o. r.	o. r.	o. r.
903799	13,5	grey, right	-	9,0	24	50	o. r.	o. r.	o. r.

Dimensions and specifications may be changed without prior notice.

o. r. = on request

UNI-DICHT Sealing insert

Profile fits to ASI-bus cable



UNI-DICHT Sealing insert ASI

TPE sealing insert for fitting in UNI DICHT gland bodies - plastic or brass. Profile fits into ASI bus cable.

Application

- Plant and machine construction
- Robotics
- Automation technology
- Installation technology
- Control cabinet construction

Material

TPE-V

- halogen-free
- phosphor-free
- silicone-free
- cadmium-free

Properties

- Large-area cable sealing
- Easy to assemble

Technical data

Temperature range: -20°C up to +100°C

Note

The UNI-DICHT sealing inserts ASI (part nos. 905910 and 905911) can be used with **UNI-DICHT-VK-PA** M20x1,5 (part no. 90831). The UNI-DICHT sealing inserts ASI (part nos. 903992 and 903993) can be used with **UNI-DICHT-VK-MS** M20x1,5 (part no. 904213) and **UNI-DICHT-VK-PA/MS** PG13,5 (part no. 96045 and 904223).

Part no.	Size PG	Size metric	Sealing insert colour	Cable Ø from / to mm	Unit	Net EUR/100 items at a purchase of		
						up to 100	101 - 500	501 - 1000
903992	13,5	M20 x 1,5	grey, left	-	50	o. r.	o. r.	o. r.
903993	13,5	M20 x 1,5	grey, right	-	50	o. r.	o. r.	o. r.
905910	-	M20 x 1,5	grey, left	-	50	o. r.	o. r.	o. r.
905911	-	M20 x 1,5	grey, right	-	50	o. r.	o. r.	o. r.

Dimensions and specifications may be changed without prior notice.

o. r. = on request

STK-PA Cable gland according to DIN



STK-PA

Polyamide cable gland according to DIN 46320.

Application

- Plant and machine construction
- Robotics
- Automation technology
- Vehicle construction and shipbuilding
- Railway technology
- Installation technology
- Control cabinet construction

Material

Polyamide
Seal: NR

- halogen-free
- phosphor-free
- silicone-free
- cadmium-free

Technical data

Protection class: IP 54

Temperature range: -30°C up to +80°C



Dimensions

G Thread size
GL Thread length
SW Spanner size

Metric thread

Part no. light grey RAL 7035	Size Metr.	Cable Ø from / to mm	Thread length mm	Spanner size mm	Unit	Net EUR/ 100 items at a purchase of		
						up to 100	101 - 500	501 - 1000
92819	M12 x 1,5	5,0 - 8,0	11,0	19	50	o. r.	o. r.	o. r.
92820	M16 x 1,5	7,0 - 9,0	11,0	19	50	o. r.	o. r.	o. r.
92821	M20 x 1,5	8,0 - 12,0	11,0	24	50	o. r.	o. r.	o. r.
92823	M25 x 1,5	11,0 - 14,0	11,0	27	50	o. r.	o. r.	o. r.
92824	M25 x 1,5	13,0 - 17,0	11,0	32	50	o. r.	o. r.	o. r.
92825	M32 x 1,5	18,0 - 26,0	11,0	42	10	o. r.	o. r.	o. r.
92826	M40 x 1,5	23,0 - 26,0	11,0	42	10	o. r.	o. r.	o. r.
92827	M50 x 1,5	25,0 - 33,0	11,0	53	10	o. r.	o. r.	o. r.
92828	M50 x 1,5	32,0 - 40,0	11,0	60	5	o. r.	o. r.	o. r.
92829	M63 x 1,5	38,0 - 44,0	11,0	65	5	o. r.	o. r.	o. r.

PG thread

Part no. light grey RAL 7035	Size PG	Cable Ø from / to mm	Thread length mm	Spanner size mm	Unit	Net EUR/ 100 items at a purchase of		
						up to 100	101 - 500	501 - 1000
90559	7	3,0 - 6,0	8,0	15	50	o. r.	o. r.	o. r.
90560	9	4,5 - 7,0	8,0	19	50	o. r.	o. r.	o. r.
90561	11	6,0 - 9,0	8,0	22	50	o. r.	o. r.	o. r.
90562	13,5	9,0 - 12,0	9,0	24	50	o. r.	o. r.	o. r.
90563	16	11,0 - 14,0	10,0	27	50	o. r.	o. r.	o. r.
90564	21	14,0 - 18,0	11,0	33	25	o. r.	o. r.	o. r.
90565	29	18,0 - 25,0	11,0	42	25	o. r.	o. r.	o. r.
90566	36	25,0 - 32,0	13,0	53	10	o. r.	o. r.	o. r.
90567	42	30,0 - 38,0	13,0	60 / 55	5	o. r.	o. r.	o. r.
90568	48	34,0 - 42,0	14,0	65 / 60	5	o. r.	o. r.	o. r.

Dimensions and specifications may be changed without prior notice.

o. r. = on request

STK-PA Cable gland

With incision sealing ring



STK-PA with incision ring

Polyamide cable gland according to DIN 46320 with incision sealing ring.

Application

- Plant and machine construction
- Robotics
- Automation technology
- Vehicle construction and shipbuilding
- Railway technology
- Installation technology
- Control cabinet construction

Material

Polyamide
Seal: NBR

- halogen-free
- phosphor-free
- silicone-free
- cadmium-free

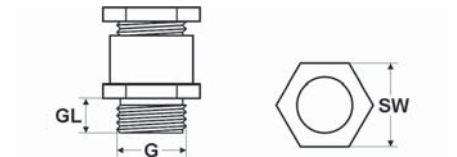
Note

Protection classification IP 65 with an additional O-ring on the external thread.

Technical data

Protection class: IP 54

Temperature range: -20°C up to +60°C



Dimensions

G Thread size
GL Thread length
SW Spanner size

PG thread

Part no. light grey RAL 7035	Size PG	Cable Ø from / to mm	Thread length mm	Spanner size mm	Unit	Net EUR/100 items at a purchase of		
						up to 100	101 - 500	501 - 1000
904231	9	4,0 - 10,0	8,0	19 / 16	50	o. r.	o. r.	o. r.
904232	11	6,5 - 12,0	8,0	22 / 19	50	o. r.	o. r.	o. r.
904233	13,5	6,5 - 13,5	9,0	24 / 21	50	o. r.	o. r.	o. r.
904234	16	6,5 - 16,0	10,0	27 / 23	50	o. r.	o. r.	o. r.
904235	21	9,0 - 20,0	11,0	33 / 30	50	o. r.	o. r.	o. r.
904236	29	17,0 - 28,0	11,0	42 / 40	25	o. r.	o. r.	o. r.
904237	36	23,0 - 34,0	13,0	53 / 50	10	o. r.	o. r.	o. r.
904238	42	29,0 - 40,0	13,0	60 / 55	5	o. r.	o. r.	o. r.
904239	48	35,0 - 46,0	14,0	65 / 60	5	o. r.	o. r.	o. r.

Dimensions and specifications may be changed without prior notice.

o. r. = on request

STK-F Flat cable gland



STK-F

Plastic flat cable gland.

Application

- Plant and machine construction
- Robotics
- Automation technology
- Vehicle construction and shipbuilding
- Railway technology
- Installation technology
- Control cabinet construction

Material

Polyamide
Seal: TPE
Thrust washers: Galvanized steel

- halogen-free
- phosphor-free
- silicone-free
- cadmium-free

Note

Protection classification IP 65 with an additional O-ring on the external thread.

Technical data

Protection class: IP 54

Temperature range: -30°C up to +80°C



Dimensions

G Thread size
GL Thread length
SW Spanner size

Metric thread

Part no. light grey RAL 7035	Size Metr.	Cable thickness from / to mm	Cable width from / to mm	Thread length mm	Spanner size mm	Unit	Net EUR/100 items at a purchase of		
							up to 100	101 - 500	501 - 1000
904996	M25 x 1,5	3,0 - 8,0	9,0 - 21,0	11,0	32	50	o. r.	o. r.	o. r.
904997	M32 x 1,5	4,0 - 11,0	11,0 - 27,0	11,0	42	50	o. r.	o. r.	o. r.
905067	M40 x 1,5	4,0 - 11,0	11,0 - 27,0	11,0	42	20	o. r.	o. r.	o. r.
904998	M50 x 1,5	4,0 - 11,0	24,0 - 34,0	11,0	60	20	o. r.	o. r.	o. r.
905068	M63 x 1,5	5,0 - 12,0	34,0 - 50,0	11,0	65	5	o. r.	o. r.	o. r.

Dimensions and specifications may be changed without prior notice.

o. r. = on request

WN Self-sealing grommet

Closed



WN closed

Self-sealing grommet with flexible plastic lead-through diaphragm for simple cable inlet.

Application

- Plant and machine construction
- Robotics
- Automation technology
- Vehicle construction and shipbuilding
- Railway technology
- Installation technology
- Control cabinet construction

Material

Polyethylene

- halogen-free

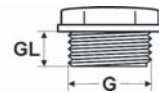
Note

Open grommets available on request.

Technical data

Protection class: IP 54

Temperature range: -20°C up to +70°C



Dimensions

G Thread size

GL Thread length

Metric thread

Part no.	Size Metr.	Cable Ø from / to mm	Thread length mm	Unit	Net EUR/100 items at a purchase of		
					up to 100	101 - 500	501 - 1000
94120	M12 x 1,5	3,0 - 5,0	10,0	100	o. r.	o. r.	o. r.
94121	M16 x 1,5	5,0 - 10,0	10,0	100	o. r.	o. r.	o. r.
94122	M20 x 1,5	8,0 - 13,5	12,0	100	o. r.	o. r.	o. r.
94123	M25 x 1,5	9,0 - 16,0	12,0	100	o. r.	o. r.	o. r.
94124	M32 x 1,5	11,0 - 22,0	14,0	50	o. r.	o. r.	o. r.
94125	M40 x 1,5	17,0 - 24,0	16,0	25	o. r.	o. r.	o. r.
94126	M50 x 1,5	22,0 - 35,0	18,0	10	o. r.	o. r.	o. r.
94127	M63 x 1,5	24,0 - 43,0	20,0	10	o. r.	o. r.	o. r.

PG thread

Part no.	Size PG	Cable Ø from / to mm	Thread length mm	Unit	Net EUR/100 items at a purchase of		
					up to 100	101 - 500	501 - 1000
90116	9	6,0 - 8,0	12,0	100	o. r.	o. r.	o. r.
90117	11	7,0 - 10,0	14,0	100	o. r.	o. r.	o. r.
90118	13,5	9,0 - 12,0	17,0	100	o. r.	o. r.	o. r.
90119	16	9,0 - 14,0	19,0	100	o. r.	o. r.	o. r.
90120	21	11,0 - 17,0	24,0	50	o. r.	o. r.	o. r.

Dimensions and specifications may be changed without prior notice.

o. r. = on request

Adapter PA



Adapter PA

Adapter made of polyamide for thread adjustment from metric to PG.

Application

- Plant and machine construction
- Automation technology
- Vehicle construction and shipbuilding
- Installation technology
- Control cabinet construction

Material

Polyamide

Colour: light grey
RAL: 7035

- halogen-free
- phosphor-free
- silicone-free

Note

Colour black available on request.

Technical data

Temperature range: -40°C up to +100°C



Dimensions

G Thread size outside
IG Thread size inside

From metric to PG

Part no.	Size metr. outside	Size PG inside	Unit	Net EUR/100 items at a purchase of		
				up to 100	101 - 500	501 - 1000
93670	M12 x 1,5	7	100	o. r.	o. r.	o. r.
93671	M12 x 1,5	9	100	o. r.	o. r.	o. r.
93672	M16 x 1,5	9	100	o. r.	o. r.	o. r.
93673	M20 x 1,5	11	100	o. r.	o. r.	o. r.
93674	M20 x 1,5	13,5	100	o. r.	o. r.	o. r.
93675	M20 x 1,5	16	100	o. r.	o. r.	o. r.
93676	M25 x 1,5	16	50	o. r.	o. r.	o. r.
93677	M25 x 1,5	21	50	o. r.	o. r.	o. r.
93678	M32 x 1,5	29	25	o. r.	o. r.	o. r.
93679	M40 x 1,5	29	10	o. r.	o. r.	o. r.
93680	M50 x 1,5	36	10	o. r.	o. r.	o. r.
93681	M50 x 1,5	42	10	o. r.	o. r.	o. r.
93682	M63 x 1,5	48	10	o. r.	o. r.	o. r.

From PG to metric

Part no.	Size PG outside	Size metr. inside	Unit	Net EUR/100 items at a purchase of		
				up to 100	101 - 500	501 - 1000
93650	7	M12 x 1,5	100	o. r.	o. r.	o. r.
93651	7	M16 x 1,5	100	o. r.	o. r.	o. r.
93652	9	M12 x 1,5	100	o. r.	o. r.	o. r.
93653	9	M16 x 1,5	100	o. r.	o. r.	o. r.
93654	9	M20 x 1,5	100	o. r.	o. r.	o. r.
93655	11	M16 x 1,5	100	o. r.	o. r.	o. r.
93656	11	M20 x 1,5	100	o. r.	o. r.	o. r.
93657	13,5	M16 x 1,5	100	o. r.	o. r.	o. r.
93658	13,5	M20 x 1,5	100	o. r.	o. r.	o. r.
93659	13,5	M25 x 1,5	100	o. r.	o. r.	o. r.
93660	16	M20 x 1,5	100	o. r.	o. r.	o. r.
93661	16	M25 x 1,5	50	o. r.	o. r.	o. r.
93662	21	M25 x 1,5	50	o. r.	o. r.	o. r.
93663	21	M32 x 1,5	50	o. r.	o. r.	o. r.
93664	29	M32 x 1,5	50	o. r.	o. r.	o. r.
93665	29	M40 x 1,5	50	o. r.	o. r.	o. r.

Dimensions and specifications may be changed without prior notice.

o. r. = on request

EW-PA Extender



EW-PA

Extender made of polyamide.
Transition from small to large thread.

Material

Polyamide

Colour: light grey
RAL: 7035

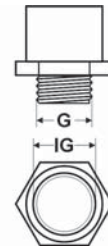
- halogen-free
- phosphor-free
- silicone-free
- cadmium-free

Note

Colour black available on request.

Technical data

Temperature range: -40°C up to +100°C



Dimensions

G Thread size outside
IG Thread size inside

From metric to metric

Part no.	Size metr. outside	Size metr. inside	Unit	Net EUR/100 items at a purchase of		
				up to 100	101 - 500	501 - 1000
98585	M12 x 1,5	M16 x 1,5	100	o. r.	o. r.	o. r.
98586	M16 x 1,5	M20 x 1,5	100	o. r.	o. r.	o. r.
95099	M20 x 1,5	M25 x 1,5	100	o. r.	o. r.	o. r.
98587	M25 x 1,5	M32 x 1,5	50	o. r.	o. r.	o. r.
98588	M32 x 1,5	M40 x 1,5	50	o. r.	o. r.	o. r.
98589	M40 x 1,5	M50 x 1,5	25	o. r.	o. r.	o. r.

From PG to PG

Part no.	Size PG outside	Size PG inside	Unit	Net EUR/100 items at a purchase of		
				up to 100	101 - 500	501 - 1000
90076	7	9	100	o. r.	o. r.	o. r.
90077	9	11	100	o. r.	o. r.	o. r.
90078	11	13,5	100	o. r.	o. r.	o. r.
96618	11	16	100	o. r.	o. r.	o. r.
90079	13,5	16	100	o. r.	o. r.	o. r.
90080	16	21	50	o. r.	o. r.	o. r.
90081	21	29	25	o. r.	o. r.	o. r.
90082	29	36	20	o. r.	o. r.	o. r.
90083	36	42	10	o. r.	o. r.	o. r.
90084	42	48	5	o. r.	o. r.	o. r.

Dimensions and specifications may be changed without prior notice.

o. r. = on request

RE-PA Reducer



RE-PA

Reducer made of polyamide.
Transition from large to small thread.

Application

- Plant and machine construction
- Robotics
- Automation technology
- Vehicle construction and shipbuilding
- Railway technology
- Installation technology
- Control cabinet construction

Material

Polyamide

Colour: light grey
RAL: 7035

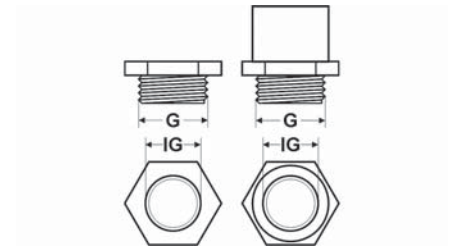
- halogen-free
- phosphor-free
- silicone-free

Note

Black on request.

Technical data

Temperature range: -30°C up to +100°C



Dimensions

G Thread size outside
IG Thread size inside

From metric to metric

Part no.	Size metr. outside	Size metr. inside	Unit	Net EUR/100 items at a purchase of		
				up to 100	101 - 500	501 - 1000
97829	M20 x 1,5	M12 x 1,5	100	o. r.	o. r.	o. r.
97830	M20 x 1,5	M16 x 1,5	100	o. r.	o. r.	o. r.
97831	M25 x 1,5	M12 x 1,5	100	o. r.	o. r.	o. r.
97832	M25 x 1,5	M16 x 1,5	100	o. r.	o. r.	o. r.
97833	M25 x 1,5	M20 x 1,5	100	o. r.	o. r.	o. r.
97834	M32 x 1,5	M12 x 1,5	50	o. r.	o. r.	o. r.
97835	M32 x 1,5	M16 x 1,5	50	o. r.	o. r.	o. r.
97836	M32 x 1,5	M20 x 1,5	50	o. r.	o. r.	o. r.
97837	M32 x 1,5	M25 x 1,5	50	o. r.	o. r.	o. r.
97838	M40 x 1,5	M16 x 1,5	50	o. r.	o. r.	o. r.
97839	M40 x 1,5	M20 x 1,5	50	o. r.	o. r.	o. r.
97840	M40 x 1,5	M25 x 1,5	50	o. r.	o. r.	o. r.
97841	M40 x 1,5	M32 x 1,5	50	o. r.	o. r.	o. r.
97842	M50 x 1,5	M20 x 1,5	25	o. r.	o. r.	o. r.
97843	M50 x 1,5	M25 x 1,5	25	o. r.	o. r.	o. r.
97844	M50 x 1,5	M32 x 1,5	25	o. r.	o. r.	o. r.
97845	M50 x 1,5	M40 x 1,5	25	o. r.	o. r.	o. r.
97846	M63 x 1,5	M25 x 1,5	25	o. r.	o. r.	o. r.
97847	M63 x 1,5	M32 x 1,5	25	o. r.	o. r.	o. r.
97848	M63 x 1,5	M40 x 1,5	25	o. r.	o. r.	o. r.
97849	M63 x 1,5	M50 x 1,5	25	o. r.	o. r.	o. r.

Continuation ►

RE-PA Reducer

From PG to PG

Part no.	Size PG outside	Size PG inside	Unit	Net EUR/ 100 items at a purchase of		
				up to 100	101 - 500	501 - 1000
96187	11	7	100	o. r.	o. r.	o. r.
96189	13,5	7	100	o. r.	o. r.	o. r.
90069	13,5	9	100	o. r.	o. r.	o. r.
90070	16	9	100	o. r.	o. r.	o. r.
90071	16	11	100	o. r.	o. r.	o. r.
96192	21	11	100	o. r.	o. r.	o. r.
90072	21	13,5	100	o. r.	o. r.	o. r.
90073	21	16	100	o. r.	o. r.	o. r.
97007	29	13,5	50	o. r.	o. r.	o. r.
96193	29	16	50	o. r.	o. r.	o. r.
90074	29	21	50	o. r.	o. r.	o. r.
97008	36	16	50	o. r.	o. r.	o. r.
97009	36	21	50	o. r.	o. r.	o. r.
90075	36	29	50	o. r.	o. r.	o. r.
97010	42	21	25	o. r.	o. r.	o. r.
97011	42	29	25	o. r.	o. r.	o. r.
96194	42	36	25	o. r.	o. r.	o. r.
97012	48	29	25	o. r.	o. r.	o. r.
97013	48	36	25	o. r.	o. r.	o. r.
96195	48	42	25	o. r.	o. r.	o. r.


From PG to PG - high-profile design

Part no.	Size PG outside	Size PG inside	Unit	Net EUR/ 100 items at a purchase of		
				up to 100	101 - 500	501 - 1000
96186	9	7	100	o. r.	o. r.	o. r.
96188	11	9	100	o. r.	o. r.	o. r.
96190	13,5	11	100	o. r.	o. r.	o. r.
96191	16	13,5	100	o. r.	o. r.	o. r.

Dimensions and specifications may be changed without prior notice.

o. r. = on request

KMK-PA-MB Counternut with collar



KMK-PA-MB

Counternut made of polyamide. The counternut with collar has a bigger sealing area - sealing with an additional O-ring will be simplified.

Application

- Plant and machine construction
- Automation technology
- Vehicle construction and shipbuilding
- Installation technology
- Control cabinet construction

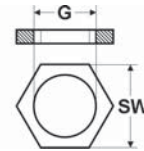
Material

Polyamide PA 6

- halogen-free
- phosphor-free
- silicone-free
- cadmium-free

Technical data

Temperature range: -40°C up to +100°C



Dimensions

G Thread size inside
SW Spanner size

Metric thread – female

Part no. light grey RAL 7035	Part no. dark grey RAL 7001	Part no. black RAL 9005	Size Metr.	Spanner size mm	Unit	Net EUR/ 100 items at a purchase of		
						up to 100	101 - 500	501 - 1000
97816	94260	98163	M12 x 1,5	18	100	o. r.	o. r.	o. r.
97817	94261	98164	M16 x 1,5	22	100	o. r.	o. r.	o. r.
97818	94262	98165	M20 x 1,5	26	100	o. r.	o. r.	o. r.
97819	94263	98166	M25 x 1,5	32	100	o. r.	o. r.	o. r.
97820	94264	98167	M32 x 1,5	41	100	o. r.	o. r.	o. r.
97821	94265	98168	M40 x 1,5	50	50	o. r.	o. r.	o. r.
97822	94266	98169	M50 x 1,5	60	50	o. r.	o. r.	o. r.
97823	94267	98170	M63 x 1,5	75	25	o. r.	o. r.	o. r.

PG thread – female

Part no. light grey RAL 7035	Part no. dark grey RAL 7001	Part no. black RAL 9005	Size PG	Spanner size mm	Unit	Net EUR/ 100 items at a purchase of		
						up to 100	101 - 500	501 - 1000
90710	94250	96458	7	19	100	o. r.	o. r.	o. r.
90711	94251	96228	9	22	100	o. r.	o. r.	o. r.
90712	94252	96459	11	24	100	o. r.	o. r.	o. r.
90713	94253	96460	13,5	27	100	o. r.	o. r.	o. r.
90714	94254	96461	16	30	100	o. r.	o. r.	o. r.
90715	94255	96176	21	36	100	o. r.	o. r.	o. r.
90716	94256	96177	29	46	50	o. r.	o. r.	o. r.
90717	94257	96462	36	60	25	o. r.	o. r.	o. r.
90718	94258	96463	42	65	25	o. r.	o. r.	o. r.
90719	94259	96464	48	70	25	o. r.	o. r.	o. r.

NPT thread – female

Part no. light grey RAL 7035	Part no. dark grey RAL 7001	Part no. black RAL 9005	Size NPT	Spanner size mm	Unit	Net EUR/ 100 items at a purchase of		
						up to 100	101 - 500	501 - 1000
97317	90870	90875	3/8"	22	100	o. r.	o. r.	o. r.
97316	90871	90876	1/2"	27	100	o. r.	o. r.	o. r.
97315	90872	90877	3/4"	33	100	o. r.	o. r.	o. r.
98366	90873	90878	1"	47	50	o. r.	o. r.	o. r.

Dimensions and specifications may be changed without prior notice.

o. r. = on request

KMK-PA-OB Counternut without collar



KMK-PA-OB

Locknut made of polyamide without collar.

Application

- Plant and machine construction
- Robotics
- Automation technology
- Vehicle construction and shipbuilding
- Railway technology
- Installation technology
- Control cabinet construction

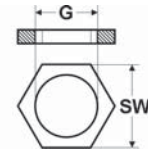
Material

Polyamide PA 6

- halogen-free
- phosphor-free
- silicone-free
- cadmium-free

Technical data

Temperature range: -40°C up to +100°C



Dimensions

G Thread size inside
SW Spanner size

Metric thread – female

Part no. light grey RAL 7035	Part no. dark grey RAL 7001	Part no. black RAL 9005	Size Metr.	Spanner size mm	Unit	Net EUR/100 items at a purchase of		
						up to 100	101 - 500	501 - 1000
94630	94640	94650	M12 x 1,5	18	100	o. r.	o. r.	o. r.
94631	94641	94651	M16 x 1,5	22	100	o. r.	o. r.	o. r.
94632	94642	94652	M20 x 1,5	26	100	o. r.	o. r.	o. r.
94633	94643	94653	M25 x 1,5	32	100	o. r.	o. r.	o. r.
94634	94644	94654	M32 x 1,5	41	100	o. r.	o. r.	o. r.
94635	94645	94655	M40 x 1,5	50	50	o. r.	o. r.	o. r.
94636	94646	94656	M50 x 1,5	60	50	o. r.	o. r.	o. r.
94637	94647	94657	M63 x 1,5	75	25	o. r.	o. r.	o. r.

PG thread – female

Part no. light grey RAL 7035	Part no. dark grey RAL 7001	Part no. black RAL 9005	Size PG	Spanner size mm	Unit	Net EUR/100 items at a purchase of		
						up to 100	101 - 500	501 - 1000
94270	94280	94290	7	19	100	o. r.	o. r.	o. r.
94271	94281	94291	9	22	100	o. r.	o. r.	o. r.
94272	94282	94292	11	24	100	o. r.	o. r.	o. r.
94273	94283	94293	13,5	27	100	o. r.	o. r.	o. r.
94274	94284	94294	16	30	100	o. r.	o. r.	o. r.
94275	94285	94295	21	36	100	o. r.	o. r.	o. r.
94276	94286	94296	29	46	50	o. r.	o. r.	o. r.
94277	94287	94297	36	60	25	o. r.	o. r.	o. r.
94278	94288	94298	42	65	25	o. r.	o. r.	o. r.
94279	94289	94299	48	70	25	o. r.	o. r.	o. r.

Dimensions and specifications may be changed without prior notice.

o. r. = on request

VSK-PA Screw plug



VSK-PA

Screw plug made of polyamide.

Application

- Plant and machine construction
- Robotics
- Automation technology
- Vehicle construction and shipbuilding
- Railway technology
- Installation technology
- Control cabinet construction

Material

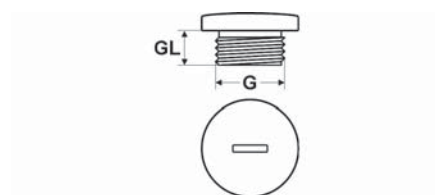
Polyamide

- halogen-free
- phosphor-free

Technical data

Protection class: IP 54

Temperature range: -40°C up to +100°C



Dimensions

G Thread size
GL Thread length

Metric thread

Part no. light grey RAL 7035	Part no. dark grey RAL 7001	Part no. black RAL 9005	Size Metr.	Thread length mm	Unit	Net EUR/ 100 items at a purchase of		
						up to 100	101 - 500	501 - 1000
94700	94980	94750	M12 x 1,5	6,0	100	o. r.	o. r.	o. r.
94701	94981	94751	M16 x 1,5	7,0	100	o. r.	o. r.	o. r.
94702	94982	94752	M20 x 1,5	7,0	100	o. r.	o. r.	o. r.
94703	94983	94753	M25 x 1,5	10,0	100	o. r.	o. r.	o. r.
94704	94984	94754	M32 x 1,5	11,0	50	o. r.	o. r.	o. r.
94705	94985	94755	M40 x 1,5	13,0	50	o. r.	o. r.	o. r.
94706	94986	94756	M50 x 1,5	14,0	25	o. r.	o. r.	o. r.
94707	94987	94757	M63 x 1,5	15,0	25	o. r.	o. r.	o. r.

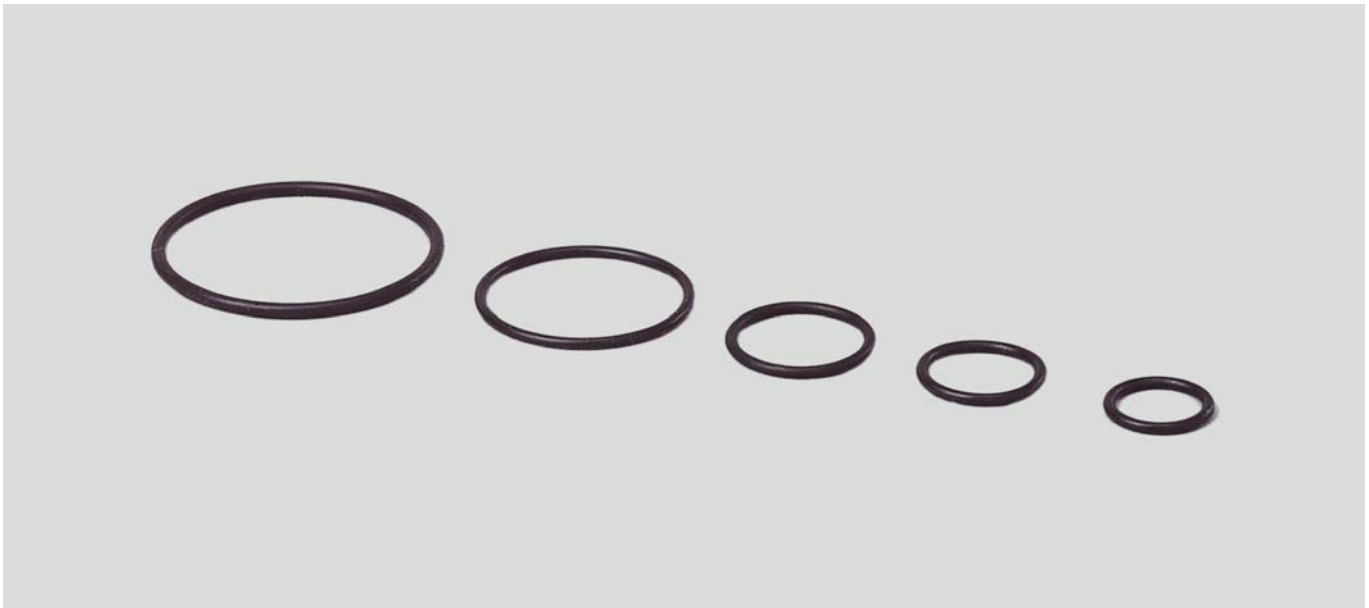
PG thread

Part no. light grey RAL 7035	Part no. dark grey RAL 7001	Part no. black RAL 9005	Size PG	Thread length mm	Unit	Net EUR/ 100 items at a purchase of		
						up to 100	101 - 500	501 - 1000
96593	94970	96997	7	6,0	100	o. r.	o. r.	o. r.
96179	94971	96998	9	6,5	100	o. r.	o. r.	o. r.
96180	94972	96999	11	6,5	100	o. r.	o. r.	o. r.
96181	94973	97000	13,5	6,5	100	o. r.	o. r.	o. r.
96182	94974	97001	16	6,5	100	o. r.	o. r.	o. r.
96183	94975	97002	21	8,0	50	o. r.	o. r.	o. r.
96184	94976	96527	29	8,0	25	o. r.	o. r.	o. r.
96185	94977	97004	36	10,0	25	o. r.	o. r.	o. r.
96960	94978	97005	42	10,0	25	o. r.	o. r.	o. r.
96961	94979	97006	48	12,0	25	o. r.	o. r.	o. r.

Dimensions and specifications may be changed without prior notice.

o. r. = on request

O-ring



O-ring

O-rings for sealing against water, dust and oil.

Material

NBR

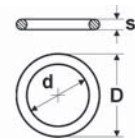
Technical data

Temperature range: -30°C up to +120°C

Application

- Plant and machine construction
- Robotics
- Automation technology
- Vehicle construction and shipbuilding
- Railway technology
- Installation technology
- Control cabinet construction

- halogen-free
- phosphor-free
- silicone-free



Dimensions

D Outer diameter
d Inner diameter
s Thickness

Metric thread

Part no.	Size	Inner Ø mm	Outer Ø mm	Thickness mm	Unit	Net EUR/100 items at a purchase of		
						up to 100	101 - 500	501 - 1000
90263	M12 x 1,5	9,0	12,0	1,5	100	o. r.	o. r.	o. r.
90264	M16 x 1,5	13,0	16,0	1,5	100	o. r.	o. r.	o. r.
90265	M20 x 1,5	17,0	20,0	1,5	100	o. r.	o. r.	o. r.
90266	M25 x 1,5	22,0	26,0	2,0	100	o. r.	o. r.	o. r.
90267	M32 x 1,5	29,0	33,0	2,0	100	o. r.	o. r.	o. r.
90268	M40 x 1,5	35,0	39,0	2,0	100	o. r.	o. r.	o. r.
90269	M50 x 1,5	45,0	49,0	2,0	100	o. r.	o. r.	o. r.
90270	M63 x 1,5	59,0	63,0	2,0	100	o. r.	o. r.	o. r.

PG thread

Part no.	Size	Inner Ø mm	Outer Ø mm	Thickness mm	Unit	Net EUR/100 items at a purchase of		
						up to 100	101 - 500	501 - 1000
96366	7	10,0	13,0	1,5	100	o. r.	o. r.	o. r.
96367	9	13,0	16,0	1,5	100	o. r.	o. r.	o. r.
96368	11	16,0	19,0	1,5	100	o. r.	o. r.	o. r.
96369	13,5	18,0	21,0	1,5	100	o. r.	o. r.	o. r.
96370	16	20,0	23,0	1,5	100	o. r.	o. r.	o. r.
96371	21	25,0	29,0	2,0	100	o. r.	o. r.	o. r.
96372	29	33,0	37,0	2,0	100	o. r.	o. r.	o. r.
96373	36	43,0	47,0	2,0	100	o. r.	o. r.	o. r.
96374	42	50,0	54,0	2,0	100	o. r.	o. r.	o. r.
96375	48	55,0	59,0	2,0	100	o. r.	o. r.	o. r.

Dimensions and specifications may be changed without prior notice.

o. r. = on request

AGDR-PE Sealing ring for connecting thread



AGDR-PE

Threaded connection rings for sealing against water and dust.

Application

- Plant and machine construction
- Robotics
- Automation technology
- Vehicle construction and shipbuilding
- Railway technology
- Installation technology
- Control cabinet construction

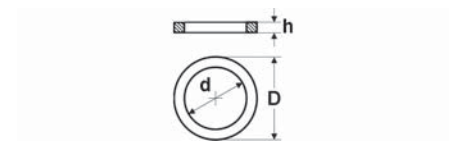
Material

Polyethylene

- halogen-free
- phosphor-free
- cadmium-free

Technical data

Temperature range: -30°C up to +70°C



Dimensions

D Outer diameter
d Inner diameter
h Thickness

Metric thread

Part no.	Size	Inner Ø mm	Outer Ø mm	Thickness mm	Unit	Net EUR/ 100 items at a purchase of		
						up to 100	101 - 500	501 - 1000
90890	M12 x 1,5	12,0	16,0	2,0	500	o. r.	o. r.	o. r.
90891	M16 x 1,5	16,0	20,0	2,0	500	o. r.	o. r.	o. r.
90892	M20 x 1,5	20,0	25,0	2,0	500	o. r.	o. r.	o. r.
90893	M25 x 1,5	25,0	31,0	2,0	500	o. r.	o. r.	o. r.
90894	M32 x 1,5	32,0	38,0	2,0	250	o. r.	o. r.	o. r.
90896	M50 x 1,5	50,0	58,0	2,0	50	o. r.	o. r.	o. r.
90897	M63 x 1,5	63,0	72,0	2,0	50	o. r.	o. r.	o. r.

PG thread


Part no.	Size	Inner Ø mm	Outer Ø mm	Thickness mm	Unit	Net EUR/ 100 items at a purchase of		
						up to 100	101 - 500	501 - 1000
96529	7	12,5	16,5	1,5	500	o. r.	o. r.	o. r.
96530	9	15,2	19,0	1,5	500	o. r.	o. r.	o. r.
96531	11	18,6	22,5	1,5	500	o. r.	o. r.	o. r.
96532	13,5	20,4	25,0	1,5	500	o. r.	o. r.	o. r.
96533	16	22,5	27,0	1,5	500	o. r.	o. r.	o. r.
96534	21	28,3	33,5	2,0	500	o. r.	o. r.	o. r.
96535	29	37,0	43,5	2,0	250	o. r.	o. r.	o. r.
96537	42	54,0	63,0	2,0	50	o. r.	o. r.	o. r.
96538	48	59,3	69,0	2,0	50	o. r.	o. r.	o. r.

Dimensions and specifications may be changed without prior notice.

o. r. = on request

BL-H Blind plug

Hard



Blind plug BL-H

Blind plates as dust cap for HSK cable glands.

Material

Hard PVC

Technical data

Temperature range: -20°C up to +70°C

Application

- Plant and machine construction
- Robotics
- Automation technology
- Vehicle construction and shipbuilding
- Railway technology
- Installation technology
- Control cabinet construction



Dimensions

D Outer diameter

BL-H hard

Part no. clear	Size PG	Size metric	Size NPT	Outer Ø mm	Unit	Net EUR/ 100 items at a purchase of		
						up to 100	101 - 500	501 - 1000
96416	7	M12 x 1,5	-	11,0	500	o. r.	o. r.	o. r.
96417	9	M16 x 1,5	3/8"	13,5	500	o. r.	o. r.	o. r.
96418	11	-	-	17,0	500	o. r.	o. r.	o. r.
96419	13,5	M20 x 1,5	1/2"	18,5	500	o. r.	o. r.	o. r.
96420	16	-	-	20,5	500	o. r.	o. r.	o. r.
96421	21	M25 x 1,5	3/4"	26,0	500	o. r.	o. r.	o. r.
96422	29	M32 x 1,5	1"	35,0	250	o. r.	o. r.	o. r.
96423	36	M40 x 1,5	1 1/2"	45,0	100	o. r.	o. r.	o. r.
96424	42	M50 x 1,5	-	52,0	50	o. r.	o. r.	o. r.
96425	48	M63 x 1,5	-	57,0	50	o. r.	o. r.	o. r.

Dimensions and specifications may be changed without prior notice.

o. r. = on request

BL-W Blind plug

Soft



Blind plug BL-W

Blind plates as dust cap for HSK cable glands.

Material

Foam

Technical data

Temperature range: -20°C up to +70°C

Application

- Plant and machine construction
- Robotics
- Automation technology
- Vehicle construction and shipbuilding
- Railway technology
- Installation technology
- Control cabinet construction



Dimensions

D Outer diameter

BL-W flexible

Part no. black	Size PG	Size metric	Size NPT	Outer Ø mm	Unit	Net EUR/ 100 items at a purchase of		
						up to 100	101 - 500	501 - 1000
96376	7	-	-	11,0	500	o. r.	o. r.	o. r.
96377	9	M16 x 1,5	3/8"	13,5	500	o. r.	o. r.	o. r.
96378	11	-	-	17,0	500	o. r.	o. r.	o. r.
96915	13,5	M20 x 1,5	1/2"	18,8	500	o. r.	o. r.	o. r.
96379	16	-	-	20,9	500	o. r.	o. r.	o. r.
96380	21	M25 x 1,5	3/4"	26,5	500	o. r.	o. r.	o. r.
96381	29	M32 x 1,5	1"	35,0	250	o. r.	o. r.	o. r.
96382	36	M40 x 1,5	1 1/2"	45,0	100	o. r.	o. r.	o. r.
96383	42	M50 x 1,5	-	52,0	50	o. r.	o. r.	o. r.
96384	48	M63 x 1,5	-	57,4	50	o. r.	o. r.	o. r.

Dimensions and specifications may be changed without prior notice.

o. r. = on request

Incision sealing ring



Incision sealing ring

Incision sealing rings for universal cable inlet due to large cable clamping areas.

Application

- Plant and machine construction
- Robotics
- Automation technology
- Vehicle construction and shipbuilding
- Railway technology
- Installation technology
- Control cabinet construction

Material

Chloroprene-rubber (CR)

Colour: black

Note

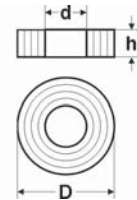
Incision sealing rings for PG thread:

Material: NR

Temperature range: -40°C up to 90°C

Technical data

Temperature range: -30°C up to +120°C



Dimensions

- D Outer diameter
- d Inner diameter
- h Thickness

Metric thread

Part no.	Size	Inner Ø mm	Outer Ø mm	incisions mm	Thickness mm	Unit	Net EUR/100 items at a purchase of		
							up to 100	101 - 500	501 - 1000
94860	M12 x 1,5	5,0	10,7	-	5,0	100	o. r.	o. r.	o. r.
94861	M16 x 1,5	3,0	13,8	39938	5,5	100	o. r.	o. r.	o. r.
94863	M20 x 1,5	4,0	17,7	7/10/13	6,0	100	o. r.	o. r.	o. r.
94865	M25 x 1,5	8,5	22,5	11/14/17	8,0	100	o. r.	o. r.	o. r.
94866	M32 x 1,5	16,0	29,5	19/21/24	9,5	100	o. r.	o. r.	o. r.
94867	M40 x 1,5	23,0	37,5	26/29/32	11,0	50	o. r.	o. r.	o. r.
94868	M50 x 1,5	32,0	47,5	35/38/41	12,0	50	o. r.	o. r.	o. r.
94869	M63 x 1,5	41,0	60,3	44/47/50	14,0	50	o. r.	o. r.	o. r.

PG thread

Part no.	Size	Inner Ø mm	Outer Ø mm	incisions mm	Thickness mm	Unit	Net EUR/100 items at a purchase of		
							up to 100	101 - 500	501 - 1000
96357	9	5,0	13,3	7,5/10	5,5	100	o. r.	o. r.	o. r.
96358	11	7,5	16,5	10/12,5	6,0	100	o. r.	o. r.	o. r.
96359	13,5	7,5	18,3	10/12,5	6,0	100	o. r.	o. r.	o. r.
96360	16	7,5	20,4	10/12,5/15	7,0	100	o. r.	o. r.	o. r.
96361	21	10,0	25,9	13/16/19	8,0	100	o. r.	o. r.	o. r.
96362	29	18,0	34,7	21/24/27	9,5	100	o. r.	o. r.	o. r.
96363	36	24,0	44,7	27/30/33	12,0	100	o. r.	o. r.	o. r.
96364	42	30,0	51,7	33/36/39	14,0	50	o. r.	o. r.	o. r.
96365	48	36,0	56,9	39/42/45	14,0	50	o. r.	o. r.	o. r.

Dimensions and specifications may be changed without prior notice.

o. r. = on request

HELUTOP HT HSK-PVDF


HELUTOP MS-EP4

KVA-XXL-MS

HELUTOP HT-Clean



■ BRASS CABLE GLANDS



Cable gland

Cap nut and gland body are made from nickel-plated brass. These glands are used for standard applications where metal glands are needed.

The terminal insert is made from polyamide 6 (PA6).

The moulded seal is made from chloroprene rubber (CR, Neoprene).

The O-ring is made from nitrile rubber (NBR, Buna-N).

Lock nut

The lock nuts are made from nickel-plated brass.

Accessories

Accessories suitable for use with the brass cable glands:

- Lock nuts
- Adapters
- Extenders
- Reducers

Accessories suitable for use with all cable glands:

- Sealing plugs
- Multiple sealing inserts / lock bolts
- O-rings
- Connection thread gaskets
- Blind plates



HELUTOP® HT-MS

Nickel-coated brass cable gland.

Application

- Plant and machine construction
- Robotics
- Automation technology
- Vehicle construction and shipbuilding
- Railway technology
- Installation technology
- Control cabinet construction

Material

Brass, nickel plated
Clamp: Polyamide PA 6
Seal: Chloroprene-rubber (CR)
O-ring: NBR

Properties

- Optimum strain relief due to clamping plates
- Easy to assemble
- Large clamping areas

Note

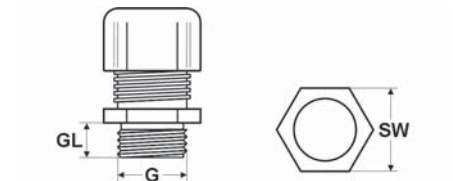
Details on the individual tests appear in section "Technical Information".

Technical data

Protection class: IP 68 - 5 bar / IP 69K

Temperature range: -20°C up to +100°C
Temperature range temporary: -40°C up to +150°C

Test standard: EN50262



Dimensions

G Thread size
GL Thread length
SW Spanner size

Metric thread

Part no.	Size Metr.	Cable Ø from / to mm	Thread length mm	Spanner size mm	Unit	Net EUR/100 items at a purchase of		
						up to 100	101 - 500	501 - 1000
90760	M12 x 1,5	3,0 - 6,5	6,0	14	50	o. r.	o. r.	o. r.
99960	M16 x 1,5	5,0 - 10,0	7,0	20	50	o. r.	o. r.	o. r.
90762	M20 x 1,5	6,0 - 12,0	8,0	22	50	o. r.	o. r.	o. r.
99961	M25 x 1,5	11,0 - 17,0	8,0	27	25	o. r.	o. r.	o. r.
94624	M32 x 1,5	15,0 - 21,0	9,0	34	20	o. r.	o. r.	o. r.
99962	M40 x 1,5	19,0 - 28,0	9,0	43	5	o. r.	o. r.	o. r.
99963	M50 x 1,5	27,0 - 38,0	10,0	58	5	o. r.	o. r.	o. r.
90767	M63 x 1,5	34,0 - 44,0	10,0	64 / 68	5	o. r.	o. r.	o. r.
906199	M63 x 1,5	44,0 - 55,0	10,0	75	5	o. r.	o. r.	o. r.

Metric thread - with reducing seal

Part no.	Size Metr.	Cable Ø from / to mm	Thread length mm	Spanner size mm	Unit	Net EUR/100 items at a purchase of		
						up to 100	101 - 500	501 - 1000
903560	M12 x 1,5	2,0 - 5,0	6,0	14	50	o. r.	o. r.	o. r.
903561	M16 x 1,5	2,0 - 6,0	7,0	17 / 18	50	o. r.	o. r.	o. r.
903562	M20 x 1,5	5,0 - 9,0	8,0	22	50	o. r.	o. r.	o. r.
903563	M25 x 1,5	7,0 - 12,0	8,0	24 / 27	25	o. r.	o. r.	o. r.
903564	M32 x 1,5	9,0 - 16,0	9,0	30 / 34	20	o. r.	o. r.	o. r.
903565	M40 x 1,5	12,0 - 20,0	9,0	40 / 43	5	o. r.	o. r.	o. r.
903566	M50 x 1,5	20,0 - 26,0	10,0	50 / 55	5	o. r.	o. r.	o. r.
903567	M63 x 1,5	29,0 - 35,0	14,0	64 / 68	5	o. r.	o. r.	o. r.

Continuation ►

HELUTOP® HT-MS Cable gland



PG thread

Part no.	Size PG	Cable Ø from / to mm	Thread length mm	Spanner size mm	Unit	Net EUR/100 items at a purchase of		
						up to 100	101 - 500	501 - 1000
90750	7	3,0 - 6,5	6,0	14	50	o. r.	o. r.	o. r.
90751	9	4,0 - 8,0	6,0	17	50	o. r.	o. r.	o. r.
90752	11	5,0 - 10,0	6,0	20	50	o. r.	o. r.	o. r.
90753	13,5	6,0 - 12,0	6,5	22	50	o. r.	o. r.	o. r.
90754	16	10,0 - 14,0	6,5	24	25	o. r.	o. r.	o. r.
90755	21	13,0 - 18,0	7,2	30	25	o. r.	o. r.	o. r.
90756	29	18,0 - 25,0	8,0	40	20	o. r.	o. r.	o. r.
90757	36	30,0 - 32,0	9,0	50	5	o. r.	o. r.	o. r.
90758	42	30,0 - 38,0	12,0	58	5	o. r.	o. r.	o. r.
90759	48	34,0 - 44,0	14,0	64	5	o. r.	o. r.	o. r.

NPT thread

Part no.	Size NPT	Cable Ø from / to mm	Thread length mm	Spanner size mm	Unit	Net EUR/100 items at a purchase of		
						up to 100	101 - 500	501 - 1000
99965	3/8"	4,0 - 8,0	11,5	17 / 19	50	o. r.	o. r.	o. r.
99966	1/2"	6,0 - 12,0	13,0	22	50	o. r.	o. r.	o. r.
99967	3/4"	13,0 - 18,0	13,0	30	25	o. r.	o. r.	o. r.
99968	1"	18,0 - 25,0	13,0	40 / 43	10	o. r.	o. r.	o. r.

Dimensions and specifications may be changed without prior notice.

o. r. = on request

HELUTOP® sealing inserts, multiple sealing inserts, sealing billets



Sealing plug

For not assigned penetrations.

refer to page 33



UNI-DICHT sealing insert closed

Closed TPE-V sealing inserts which fit in UNI DICHT gland bodies - plastic or brass.

refer to page 48



HELUTOP® HT-MFDE

NBR multiple sealing inserts which fits in the HELUTOP® HT gland bodies made of polyamide and brass.

refer to page 32



HSK-MS

Cable gland for high performance applications.

Application

- Plant and machine construction
- Robotics
- Automation technology
- Vehicle construction and shipbuilding
- Railway technology
- Installation technology
- Control cabinet construction

Material

Brass, nickel plated
Clamp: Polyamide
Seal: NBR
O-ring: NBR

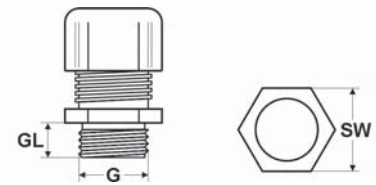
Properties

- Easy to assemble
- Completely watertight
- Optimum strain relief
- Large Clamping areas

Technical data

Protection class: IP 68 - 10 bar / IP 69K

Temperature range: -40°C up to +100°C



Dimensions

G Thread size
GL Thread length
SW Spanner size

Metric thread

Part no.	Size Metr.	Cable Ø from / to mm	Thread length mm	Spanner size mm	Unit	Net EUR/ 100 items at a purchase of		
						up to 100	101 - 500	501 - 1000
98285	M12 x 1,5	3,0 - 6,5	6,5	14	50	o. r.	o. r.	o. r.
90292	M16 x 1,5	4,0 - 8,0	6,0	17 / 19	50	o. r.	o. r.	o. r.
98033	M16 x 1,5	5,0 - 10,0	6,0	20	50	o. r.	o. r.	o. r.
90293	M20 x 1,5	6,0 - 12,0	6,0	22	50	o. r.	o. r.	o. r.
98034	M20 x 1,5	10,0 - 14,0	6,0	24	50	o. r.	o. r.	o. r.
90294	M25 x 1,5	13,0 - 18,0	7,0	30	25	o. r.	o. r.	o. r.
90295	M32 x 1,5	18,0 - 25,0	8,0	40	25	o. r.	o. r.	o. r.
90296	M40 x 1,5	22,0 - 32,0	8,0	50	10	o. r.	o. r.	o. r.
90297	M50 x 1,5	32,0 - 38,0	9,0	57	5	o. r.	o. r.	o. r.
90298	M63 x 1,5	37,0 - 44,0	10,0	64 / 68	5	o. r.	o. r.	o. r.

Metric thread - with reducing seal

Part no.	Size Metr.	Cable Ø from / to mm	Thread length mm	Spanner size mm	Unit	Net EUR/ 100 items at a purchase of		
						up to 100	101 - 500	501 - 1000
98035	M12 x 1,5	2,0 - 5,0	6,5	14	50	o. r.	o. r.	o. r.
98036	M16 x 1,5	2,0 - 6,0	6,0	17 / 19	50	o. r.	o. r.	o. r.
98038	M20 x 1,5	5,0 - 9,0	6,0	22	50	o. r.	o. r.	o. r.
98040	M25 x 1,5	9,0 - 16,0	7,0	30	25	o. r.	o. r.	o. r.
98041	M32 x 1,5	13,0 - 20,0	8,0	40	25	o. r.	o. r.	o. r.
98042	M40 x 1,5	20,0 - 26,0	8,0	50	10	o. r.	o. r.	o. r.
98043	M50 x 1,5	25,0 - 31,0	9,0	57	5	o. r.	o. r.	o. r.
98044	M63 x 1,5	29,0 - 35,0	10,0	64 / 68	5	o. r.	o. r.	o. r.

Continuation ►

PG thread

Part no.	Size PG	Cable Ø from / to mm	Thread length mm	Spanner size mm	Unit	Net EUR/ 100 items at a purchase of		
						up to 100	101 - 500	501 - 1000
90300	7	3,0 - 6,5	5,0	14	50	o. r.	o. r.	o. r.
90301	9	4,0 - 8,0	6,0	17	50	o. r.	o. r.	o. r.
90302	11	5,0 - 10,0	6,0	20	50	o. r.	o. r.	o. r.
90303	13,5	6,0 - 12,0	6,5	22	50	o. r.	o. r.	o. r.
90304	16	10,0 - 14,0	6,5	24	50	o. r.	o. r.	o. r.
90305	21	13,0 - 18,0	7,0	30	25	o. r.	o. r.	o. r.
90306	29	18,0 - 25,0	8,0	40	25	o. r.	o. r.	o. r.
90307	36	22,0 - 32,0	8,0	50	10	o. r.	o. r.	o. r.
90308	42	32,0 - 38,0	9,0	57	5	o. r.	o. r.	o. r.
90309	48	37,0 - 44,0	10,0	64	5	o. r.	o. r.	o. r.

PG thread - with reducing seal

Part no.	Size PG	Cable Ø from / to mm	Thread length mm	Spanner size mm	Unit	Net EUR/ 100 items at a purchase of		
						up to 100	101 - 500	501 - 1000
99208	7	2,0 - 5,0	5,0	14	50	o. r.	o. r.	o. r.
99209	9	2,0 - 6,0	6,0	17	50	o. r.	o. r.	o. r.
99210	11	3,0 - 7,0	6,0	20	50	o. r.	o. r.	o. r.
99211	13,5	5,0 - 9,0	6,5	22	50	o. r.	o. r.	o. r.
99212	16	7,0 - 12,0	6,5	24	50	o. r.	o. r.	o. r.
99213	21	9,0 - 16,0	7,0	30	25	o. r.	o. r.	o. r.
99214	29	13,0 - 20,0	8,0	40	25	o. r.	o. r.	o. r.
99215	36	20,0 - 26,0	8,0	50	10	o. r.	o. r.	o. r.
99216	42	25,0 - 31,0	9,0	57	5	o. r.	o. r.	o. r.
99217	48	29,0 - 35,0	10,0	64	5	o. r.	o. r.	o. r.

NPT thread

Part no.	Size NPT	Cable Ø from / to mm	Thread length mm	Spanner size mm	Unit	Net EUR/ 100 items at a purchase of		
						up to 100	101 - 500	501 - 1000
91845	3/8"	4,0 - 8,0	15,0	17 / 19	50	o. r.	o. r.	o. r.
91846	1/2"	6,0 - 12,0	13,0	22 / 24	50	o. r.	o. r.	o. r.
91847	3/4"	13,0 - 18,0	13,0	30	25	o. r.	o. r.	o. r.
91848	1"	18,0 - 25,0	19,0	40	25	o. r.	o. r.	o. r.

NPT thread - with reducing seal

Part no.	Size NPT	Cable Ø from / to mm	Thread length mm	Spanner size mm	Unit	Net EUR/ 100 items at a purchase of		
						up to 100	101 - 500	501 - 1000
96678	3/8"	2,0 - 6,0	15,0	17 / 19	50	o. r.	o. r.	o. r.
97103	1/2"	5,0 - 9,0	13,0	22 / 24	50	o. r.	o. r.	o. r.
97661	3/4"	9,0 - 16,0	13,0	30	25	o. r.	o. r.	o. r.
97662	1"	13,0 - 20,0	19,0	40	25	o. r.	o. r.	o. r.

Dimensions and specifications may be changed without prior notice.

o. r. = on request

HSK-MS-L Cable gland

Long thread



HSK-MS-L

With long threaded connection

Application

- Plant and machine construction
- Robotics
- Automation technology
- Vehicle construction and shipbuilding
- Railway technology
- Installation technology
- Control cabinet construction

Material

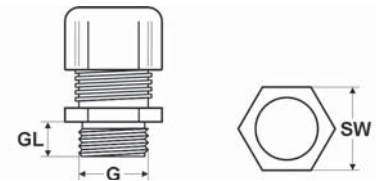
Brass, nickel plated
Clamp: Polyamide
Seal: NBR
O-ring: NBR

Properties

- Easy to assemble
- Completely watertight
- Optimum strain relief
- Large Clamping areas

Technical data

Protection class: IP 68 - 10 bar / IP 69K
Temperature range: -40°C up to +100°C



Dimensions

G Thread size
GL Thread length
SW Spanner size

Metric thread

Part no.	Size Metr.	Cable Ø from / to mm	Thread length mm	Spanner size mm	Unit	Net EUR/ 100 items at a purchase of		
						up to 100	101 - 500	501 - 1000
91720	M12 x 1,5	3,0 - 6,5	10,0	14	50	o. r.	o. r.	o. r.
91721	M16 x 1,5	4,0 - 8,0	10,0	17 / 19	50	o. r.	o. r.	o. r.
94559	M20 x 1,5	10,0 - 14,0	10,0	24	50	o. r.	o. r.	o. r.
903527	M25 x 1,5	13,0 - 18,0	12,0	30	25	o. r.	o. r.	o. r.
93539	M32 x 1,5	18,0 - 25,0	12,0	40	25	o. r.	o. r.	o. r.
91725	M40 x 1,5	20,0 - 26,0	15,0	50	10	o. r.	o. r.	o. r.
91726	M50 x 1,5	25,0 - 31,0	15,0	57	5	o. r.	o. r.	o. r.
91727	M63 x 1,5	29,0 - 35,0	15,0	64 / 68	5	o. r.	o. r.	o. r.

Metric thread - with reducing seal

Part no.	Size Metr.	Cable Ø from / to mm	Thread length mm	Spanner size mm	Unit	Net EUR/ 100 items at a purchase of		
						up to 100	101 - 500	501 - 1000
91722	M20 x 1,5	5,0 - 9,0	10,0	22	50	o. r.	o. r.	o. r.
91723	M25 x 1,5	9,0 - 16,0	12,0	30	25	o. r.	o. r.	o. r.
91724	M32 x 1,5	13,0 - 20,0	12,0	40	25	o. r.	o. r.	o. r.

PG thread - female

Part no.	Size PG	Cable Ø from / to mm	Thread length mm	Spanner size mm	Unit	Net EUR/ 100 items at a purchase of		
						up to 100	101 - 500	501 - 1000
90310	7	3,0 - 6,5	10,0	14	50	o. r.	o. r.	o. r.
90311	9	4,0 - 8,0	10,0	17	50	o. r.	o. r.	o. r.
90312	11	5,0 - 10,0	10,0	20	50	o. r.	o. r.	o. r.
90313	13,5	6,0 - 12,0	10,0	22	50	o. r.	o. r.	o. r.
90314	16	10,0 - 14,0	10,0	24	50	o. r.	o. r.	o. r.
90315	21	13,0 - 18,0	12,0	30	25	o. r.	o. r.	o. r.
90316	29	18,0 - 25,0	12,0	40	25	o. r.	o. r.	o. r.
90317	36	22,0 - 32,0	15,0	50	10	o. r.	o. r.	o. r.
90318	42	32,0 - 38,0	15,0	57	5	o. r.	o. r.	o. r.
90319	48	37,0 - 44,0	15,0	64	5	o. r.	o. r.	o. r.

Dimensions and specifications may be changed without prior notice.

o. r. = on request

HSK-MS-B Cable gland

Anti-kink



HSK-MS-B

With anti-kink spirals

Application

- Plant and machine construction
- Robotics
- Automation technology
- Vehicle construction and shipbuilding
- Railway technology
- Installation technology
- Control cabinet construction

Material

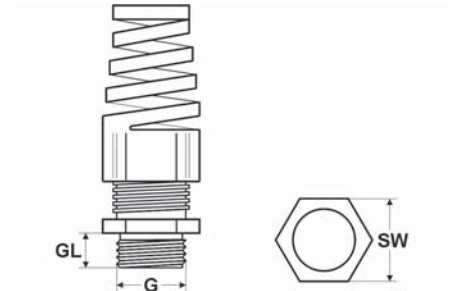
Brass, nickel plated
Clamp: Polyamide PA 6
Seal: NBR
O-ring: NBR
Kinking protection spring: Stainless steel
(1.4310)

Properties

- Easy to assemble
- Completely watertight
- Optimum strain relief
- Large Clamping areas

Technical data

Protection class: IP 68 - 10 bar / IP 69K
Temperature range: -40°C up to +100°C



Dimensions

G Thread size
GL Thread length
SW Spanner size

Metric thread

Part no.	Size Metr.	Cable Ø from / to mm	Thread length mm	Spanner size mm	Unit	Net EUR/ 100 items at a purchase of		
						up to 100	101 - 500	501 - 1000
92917	M12 x 1,5	3,0 - 6,5	6,5	14	50	o. r.	o. r.	o. r.
92918	M16 x 1,5	4,0 - 8,0	6,0	19	50	o. r.	o. r.	o. r.
92919	M16 x 1,5	5,0 - 10,0	6,0	20	50	o. r.	o. r.	o. r.
92920	M20 x 1,5	6,0 - 12,0	6,0	22	50	o. r.	o. r.	o. r.
92921	M20 x 1,5	10,0 - 14,0	6,0	24	25	o. r.	o. r.	o. r.
92922	M25 x 1,5	13,0 - 18,0	7,0	30	20	o. r.	o. r.	o. r.

PG thread

Part no.	Size PG	Cable Ø from / to mm	Thread length mm	Spanner size mm	Unit	Net EUR/ 100 items at a purchase of		
						up to 100	101 - 500	501 - 1000
92911	7	3,0 - 6,5	5,0	14	50	o. r.	o. r.	o. r.
92912	9	4,0 - 8,0	6,0	17	50	o. r.	o. r.	o. r.
92913	11	5,0 - 10,0	6,0	20	50	o. r.	o. r.	o. r.
92914	13,5	6,0 - 12,0	6,5	22	50	o. r.	o. r.	o. r.
92915	16	10,0 - 14,0	6,5	24	25	o. r.	o. r.	o. r.
92916	21	13,0 - 18,0	7,0	30	20	o. r.	o. r.	o. r.

NPT thread

Part no.	Size NPT	Cable Ø from / to mm	Thread length mm	Spanner size mm	Unit	Net EUR/ 100 items at a purchase of		
						up to 100	101 - 500	501 - 1000
92923	3/8"	4,0 - 8,0	15,0	17 / 19	50	o. r.	o. r.	o. r.
92924	1/2"	6,0 - 12,0	13,0	22 / 24	50	o. r.	o. r.	o. r.
92925	3/4"	13,0 - 18,0	13,0	33	20	o. r.	o. r.	o. r.

Dimensions and specifications may be changed without prior notice.

o. r. = on request



UNI-DICHT-MS

Sealing cable gland. Nickel-coated brass with colour-coded TPE inserts.

Application

- Plant and machine construction
- Robotics
- Automation technology
- Vehicle construction and shipbuilding
- Railway technology
- Installation technology
- Control cabinet technology

Material

Brass, nickel plated
Seal: TPE

Properties

- Large-area cable sealing
- Easy to assemble
- Large clamping areas

Technical data

Protection class: IP 68 - 10 bar

Temperature range: -40°C up to +130°C



Dimensions

G Thread size
GL Thread length
SW Spanner size

Metric thread

Part no.	Size Metr.	Sealing insert colour	Cable Ø from / to mm	Thread length mm	Spanner size mm	Unit	Net EUR/100 items at a purchase of		
							up to 100	101 - 500	501 - 1000
904061	M12 x 1,5	yellow/short	4,0 - 6,5	5,0	14	50	o. r.	o. r.	o. r.
904062	M16 x 1,5	yellow	4,0 - 6,5	6,0	18	50	o. r.	o. r.	o. r.
904063	M16 x 1,5	grey	5,0 - 8,0	6,0	18	50	o. r.	o. r.	o. r.
904064	M16 x 1,5	black	6,5 - 9,5	6,0	18	50	o. r.	o. r.	o. r.
904065	M20 x 1,5	yellow	4,0 - 6,5	6,5	22	50	o. r.	o. r.	o. r.
904066	M20 x 1,5	grey	5,0 - 8,0	6,5	22	50	o. r.	o. r.	o. r.
904067	M20 x 1,5	black	6,5 - 9,5	6,5	22	50	o. r.	o. r.	o. r.
904068	M20 x 1,5	green	7,0 - 10,5	6,5	22	50	o. r.	o. r.	o. r.
904069	M20 x 1,5	red	9,0 - 13,0	6,5	22	50	o. r.	o. r.	o. r.
904070	M25 x 1,5	yellow	4,0 - 6,5	7,5	28	50	o. r.	o. r.	o. r.
904071	M25 x 1,5	grey	5,0 - 8,0	7,5	28	50	o. r.	o. r.	o. r.
904072	M25 x 1,5	black	6,5 - 9,5	7,5	28	50	o. r.	o. r.	o. r.
904073	M25 x 1,5	green	7,0 - 10,5	7,5	28	50	o. r.	o. r.	o. r.
904074	M25 x 1,5	red	9,0 - 13,0	7,5	28	50	o. r.	o. r.	o. r.
904075	M25 x 1,5	white	11,5 - 15,5	7,5	28	50	o. r.	o. r.	o. r.
904076	M32 x 1,5	green	7,0 - 10,5	8,0	35	25	o. r.	o. r.	o. r.
904077	M32 x 1,5	red	9,0 - 13,0	8,0	35	25	o. r.	o. r.	o. r.
904078	M32 x 1,5	white	11,5 - 15,5	8,0	35	25	o. r.	o. r.	o. r.
904079	M32 x 1,5	blue	14,0 - 18,0	8,0	35	25	o. r.	o. r.	o. r.
904080	M32 x 1,5	brown	17,0 - 20,5	8,0	35	25	o. r.	o. r.	o. r.
904081	M40 x 1,5	blue	14,0 - 18,0	8,0	43	10	o. r.	o. r.	o. r.
904082	M40 x 1,5	brown	17,0 - 20,5	8,0	43	10	o. r.	o. r.	o. r.
904083	M40 x 1,5	orange	20,0 - 25,0	8,0	43	10	o. r.	o. r.	o. r.
904084	M40 x 1,5	light yellow	24,0 - 28,0	8,0	43	10	o. r.	o. r.	o. r.
904085	M50 x 1,5	anthracite	27,0 - 32,0	10,0	54	5	o. r.	o. r.	o. r.
904086	M50 x 1,5	light blue	29,0 - 34,0	10,0	54	5	o. r.	o. r.	o. r.
904087	M50 x 1,5	pink	32,0 - 36,0	10,0	54	5	o. r.	o. r.	o. r.

Continuation ►

UNI-DICHT-MS Cable gland



PG thread

Part no.	Size PG	Sealing insert colour	Cable Ø from / to mm	Thread length mm	Spanner size mm	Unit	Net EUR/100 items at a purchase of		
							up to 100	101 - 500	501 - 1000
904088	7	yellow	4,0 - 6,5	5,0	14	50	o. r.	o. r.	o. r.
904089	9	yellow	4,0 - 6,5	6,0	17	50	o. r.	o. r.	o. r.
904090	9	grey	5,0 - 8,0	6,0	17	50	o. r.	o. r.	o. r.
904091	9	black	6,5 - 9,5	6,0	17	50	o. r.	o. r.	o. r.
904092	11	yellow	4,0 - 6,5	6,0	20	50	o. r.	o. r.	o. r.
904093	11	grey	5,0 - 8,0	6,0	20	50	o. r.	o. r.	o. r.
904094	11	black	6,5 - 9,5	6,0	20	50	o. r.	o. r.	o. r.
904095	11	green	7,0 - 10,5	6,0	20	50	o. r.	o. r.	o. r.
904096	13,5	yellow	4,0 - 6,5	6,5	22	50	o. r.	o. r.	o. r.
904097	13,5	grey	5,0 - 8,0	6,5	22	50	o. r.	o. r.	o. r.
904098	13,5	black	6,5 - 9,5	6,5	22	50	o. r.	o. r.	o. r.
904099	13,5	green	7,0 - 10,5	6,5	22	50	o. r.	o. r.	o. r.
904100	13,5	red	9,0 - 13,0	6,5	22	50	o. r.	o. r.	o. r.
904101	16	yellow	4,0 - 6,5	6,5	24	50	o. r.	o. r.	o. r.
904102	16	grey	5,0 - 8,0	6,5	24	50	o. r.	o. r.	o. r.
904103	16	black	6,5 - 9,5	6,5	24	50	o. r.	o. r.	o. r.
904104	16	green	7,0 - 10,5	6,5	24	50	o. r.	o. r.	o. r.
904105	16	red	9,0 - 13,0	6,5	24	50	o. r.	o. r.	o. r.
904106	16	white	11,5 - 15,5	6,5	24	50	o. r.	o. r.	o. r.
904107	21	green	7,0 - 10,5	7,0	30	25	o. r.	o. r.	o. r.
904108	21	red	9,0 - 13,0	7,0	30	25	o. r.	o. r.	o. r.
904109	21	white	11,5 - 15,5	7,0	30	25	o. r.	o. r.	o. r.
904110	21	blue	14,0 - 18,0	7,0	30	25	o. r.	o. r.	o. r.
904111	21	brown	17,0 - 20,5	7,0	30	25	o. r.	o. r.	o. r.
904112	29	blue	14,0 - 18,0	8,0	40	10	o. r.	o. r.	o. r.
904113	29	brown	17,0 - 20,5	8,0	40	10	o. r.	o. r.	o. r.
904114	29	orange	20,0 - 25,0	8,0	40	10	o. r.	o. r.	o. r.
904115	29	light yellow	24,0 - 28,0	8,0	40	10	o. r.	o. r.	o. r.
904116	36	anthracite	27,0 - 32,0	9,0	50	10	o. r.	o. r.	o. r.
904117	36	light blue	29,0 - 34,0	9,0	50	10	o. r.	o. r.	o. r.
904118	36	pink	32,0 - 36,0	9,0	50	10	o. r.	o. r.	o. r.
904119	42	white	36,0 - 40,0	10,0	57	5	o. r.	o. r.	o. r.
904120	48	white	39,0 - 44,0	10,0	64	5	o. r.	o. r.	o. r.

Dimensions and specifications may be changed without prior notice.

o. r. = on request

UNI-DICHT-MFD-MS Cable gland



With multiple sealing inserts



UNI-DICHT-MFD-MS

Sealing cable gland made of brass with multiple sealing inserts made of TPE.

Application

- Plant and machine construction
- Robotics
- Automation technology
- Vehicle construction and shipbuilding
- Railway technology
- Installation technology
- Control cabinet construction

Material

Brass, nickel plated
Seal: TPE

Properties

- Large-area cable seal
- Easy to assemble

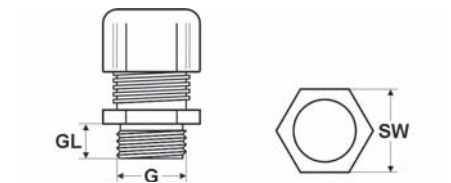
Note

Protection classification IP 68, provided that the bore diameter in the sealing insert area is equal to the cable diameter.

Technical data

Protection class: IP 68

Temperature range: -40°C up to +130°C



Dimensions

G Thread size
GL Thread length
SW Spanner size

Metric thread

Part no.	Size Metr.	Number holes x cable-Ø mm	Thread length mm	Spanner size mm	Unit	Net EUR/100 items at a purchase of		
						up to 100	101 - 500	501 - 1000
904125	M16 x 1,5	2 x 1,2	9,0	19	50	o. r.	o. r.	o. r.
904126	M16 x 1,5	2 x 3,0	9,0	19	50	o. r.	o. r.	o. r.
905024	M16 x 1,5	3 x 3,0	9,0	19	50	o. r.	o. r.	o. r.
904127	M16 x 1,5	4 x 3,0	9,0	19	50	o. r.	o. r.	o. r.
904128	M16 x 1,5	2 x 4,0	9,0	19	50	o. r.	o. r.	o. r.
904129	M16 x 1,5	1 x 5,0	9,0	19	50	o. r.	o. r.	o. r.
904130	M20 x 1,5	6 x 2,0	9,0	24	50	o. r.	o. r.	o. r.
904131	M20 x 1,5	2 x 2,3	9,0	24	50	o. r.	o. r.	o. r.
904132	M20 x 1,5	6 x 2,5	9,0	24	50	o. r.	o. r.	o. r.
904133	M20 x 1,5	2 x 3,0	9,0	24	50	o. r.	o. r.	o. r.
904134	M20 x 1,5	3 x 3,0	9,0	24	50	o. r.	o. r.	o. r.
904135	M20 x 1,5	2 x 5,0	9,0	24	50	o. r.	o. r.	o. r.
904136	M25 x 1,5	7 x 2,0	9,0	30	50	o. r.	o. r.	o. r.
904137	M25 x 1,5	2 x 4,0	9,0	30	50	o. r.	o. r.	o. r.
904138	M25 x 1,5	4 x 4,0	9,0	30	50	o. r.	o. r.	o. r.
904139	M25 x 1,5	6 x 4,0	9,0	30	50	o. r.	o. r.	o. r.
904140	M25 x 1,5	2 x 6,0	9,0	30	50	o. r.	o. r.	o. r.
904141	M25 x 1,5	3 x 7,0	9,0	30	50	o. r.	o. r.	o. r.
904142	M32 x 1,5	21 x 2,0	11,0	36	25	o. r.	o. r.	o. r.
904143	M32 x 1,5	8 x 3,0	11,0	36	25	o. r.	o. r.	o. r.
904144	M32 x 1,5	6 x 4,0	11,0	36	25	o. r.	o. r.	o. r.
904145	M32 x 1,5	8 x 4,0	11,0	36	25	o. r.	o. r.	o. r.
904146	M32 x 1,5	4 x 5,0	11,0	36	25	o. r.	o. r.	o. r.
904147	M32 x 1,5	4 x 6,0	11,0	36	25	o. r.	o. r.	o. r.
904148	M32 x 1,5	6 x 6,5	11,0	36	25	o. r.	o. r.	o. r.
904149	M32 x 1,5	3 x 7,0	11,0	36	25	o. r.	o. r.	o. r.
904150	M32 x 1,5	4 x 8,0	11,0	36	25	o. r.	o. r.	o. r.
904151	M32 x 1,5	2 x 9,0	11,0	36	25	o. r.	o. r.	o. r.

Continuation ►

UNI-DICHT-MFD-MS Cable gland



With multiple sealing inserts

Metric thread

Part no.	Size Metr.	Number holes x cable-Ø mm	Thread length mm	Spanner size mm	Unit	Net EUR/ 100 items at a purchase of		
						up to 100	101 - 500	501 - 1000
904152	M40 x 1,5	6 x 6,0	11,5	46	10	o. r.	o. r.	o. r.
904153	M40 x 1,5	10 x 6,0	11,5	46	10	o. r.	o. r.	o. r.
904154	M40 x 1,5	4 x 6,5	11,5	46	10	o. r.	o. r.	o. r.
904155	M40 x 1,5	6 x 8,0	11,5	46	10	o. r.	o. r.	o. r.
904156	M40 x 1,5	4 x 9,0	11,5	46	10	o. r.	o. r.	o. r.
904157	M40 x 1,5	5 x 9,0	11,5	46	10	o. r.	o. r.	o. r.
904158	M40 x 1,5	5 x 10,0	11,5	46	10	o. r.	o. r.	o. r.
904159	M40 x 1,5	2 x 11,0	11,5	46	10	o. r.	o. r.	o. r.
904160	M50 x 1,5	15 x 5,0	14,0	55	5	o. r.	o. r.	o. r.
904161	M50 x 1,5	8 x 9,0	14,0	55	5	o. r.	o. r.	o. r.
904162	M50 x 1,5	3 x 10,0	14,0	55	5	o. r.	o. r.	o. r.
904163	M50 x 1,5	2 x 15,0	14,0	55	5	o. r.	o. r.	o. r.

PG thread

Part no.	Size PG	Number holes x cable-Ø mm	Thread length mm	Spanner size mm	Unit	Net EUR/ 100 items at a purchase of		
						up to 100	101 - 500	501 - 1000
904164	9	2 x 1,2	9,0	19	50	o. r.	o. r.	o. r.
904165	9	2 x 3,0	9,0	19	50	o. r.	o. r.	o. r.
904166	9	4 x 3,0	9,0	19	50	o. r.	o. r.	o. r.
904167	9	2 x 4,0	9,0	19	50	o. r.	o. r.	o. r.
904168	9	1 x 5,0	9,0	19	50	o. r.	o. r.	o. r.
904169	11	6 x 2,0	9,0	22	50	o. r.	o. r.	o. r.
904170	11	2 x 2,3	9,0	22	50	o. r.	o. r.	o. r.
904171	11	6 x 2,5	9,0	22	50	o. r.	o. r.	o. r.
904172	11	2 x 3,0	9,0	22	50	o. r.	o. r.	o. r.
904173	11	3 x 3,0	9,0	22	50	o. r.	o. r.	o. r.
904174	11	2 x 5,0	9,0	22	50	o. r.	o. r.	o. r.
904175	13,5	3 x 2,0	9,0	24	50	o. r.	o. r.	o. r.
904176	13,5	10 x 2,0	9,0	24	50	o. r.	o. r.	o. r.
904177	13,5	2 x 3,0	9,0	24	50	o. r.	o. r.	o. r.
904178	13,5	3 x 3,0	9,0	24	50	o. r.	o. r.	o. r.
904179	13,5	6 x 3,5	9,0	24	50	o. r.	o. r.	o. r.
904180	13,5	2 x 5,0	9,0	24	50	o. r.	o. r.	o. r.
904181	13,5	2 x 6,0	9,0	24	50	o. r.	o. r.	o. r.
904182	16	7 x 2,0	9,0	27	50	o. r.	o. r.	o. r.
904183	16	2 x 4,0	9,0	27	50	o. r.	o. r.	o. r.
904184	16	4 x 4,0	9,0	27	50	o. r.	o. r.	o. r.
904185	16	6 x 4,0	9,0	27	50	o. r.	o. r.	o. r.
904186	16	2 x 6,0	9,0	27	50	o. r.	o. r.	o. r.
904187	16	3 x 7,0	9,0	27	50	o. r.	o. r.	o. r.
904188	21	21 x 2,0	11,0	33	25	o. r.	o. r.	o. r.
904189	21	8 x 3,0	11,0	33	25	o. r.	o. r.	o. r.
904190	21	6 x 4,0	11,0	33	25	o. r.	o. r.	o. r.
904191	21	8 x 4,0	11,0	33	25	o. r.	o. r.	o. r.
904192	21	4 x 5,0	11,0	33	25	o. r.	o. r.	o. r.
904193	21	4 x 6,0	11,0	33	25	o. r.	o. r.	o. r.
904194	21	6 x 6,5	11,0	33	25	o. r.	o. r.	o. r.
904195	21	3 x 7,0	11,0	33	25	o. r.	o. r.	o. r.
904196	21	4 x 8,0	11,0	33	25	o. r.	o. r.	o. r.
904197	21	2 x 9,0	11,0	33	25	o. r.	o. r.	o. r.
904198	29	6 x 6,0	11,0	43	10	o. r.	o. r.	o. r.
904199	29	10 x 6,0	11,0	43	10	o. r.	o. r.	o. r.
904200	29	4 x 6,5	11,0	43	10	o. r.	o. r.	o. r.
904201	29	6 x 8,0	11,0	43	10	o. r.	o. r.	o. r.
904202	29	4 x 9,0	11,0	43	10	o. r.	o. r.	o. r.
904203	29	5 x 9,0	11,0	43	10	o. r.	o. r.	o. r.
904204	29	5 x 10,0	11,0	43	10	o. r.	o. r.	o. r.
904205	29	2 x 11,0	11,0	43	10	o. r.	o. r.	o. r.
904206	36	8 x 9,0	14,0	53	10	o. r.	o. r.	o. r.
904207	36	15 x 5,0	14,0	53	10	o. r.	o. r.	o. r.
904208	36	3 x 10,0	14,0	53	10	o. r.	o. r.	o. r.
904209	36	2 x 15,0	14,0	53	10	o. r.	o. r.	o. r.

Dimensions and specifications may be changed without prior notice.

o. r. = on request

UNI-DICHT-VK-MS Gland body



UNI-DICHT-VK-MS

Gland body made of brass for fitting in TPE inserts.

Application

- Plant and machine construction
- Robotics
- Automation technology
- Vehicle construction and shipbuilding
- Railway technology
- Installation technology
- Control cabinet construction

Material

Brass, nickel plated

Note

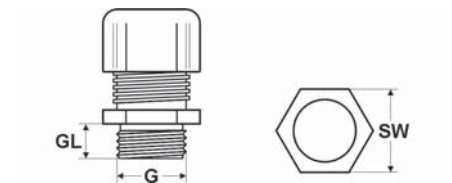
Gland body M20x1.5 (part no. 904212) is populated by inserts PG11; part no. 904213 is used with inserts PG13.5.

Part No. 904215 and 904225 cap aperture 18mm.

Part No. 904216 and 904226 cap aperture 21mm.

Technical data

Temperature range: up to +200°C



Dimensions

G Thread size
GL Thread length
SW Spanner size

Metric thread

Part no.	Size Metr.	Thread length mm	Spanner size mm	Unit	Net EUR/100 items at a purchase of		
					up to 100	101 - 500	501 - 1000
904210	M12 x 1,5	5,0	14	50	o. r.	o. r.	o. r.
904211	M16 x 1,5	6,0	18	50	o. r.	o. r.	o. r.
904212	M20 x 1,5	6,5	22	50	o. r.	o. r.	o. r.
904213	M20 x 1,5	6,5	22	50	o. r.	o. r.	o. r.
904214	M25 x 1,5	7,5	28	50	o. r.	o. r.	o. r.
904215	M32 x 1,5	8,0	35	25	o. r.	o. r.	o. r.
904216	M32 x 1,5	8,0	35	25	o. r.	o. r.	o. r.
904217	M40 x 1,5	8,0	43	10	o. r.	o. r.	o. r.
904218	M50 x 1,5	10,0	54	5	o. r.	o. r.	o. r.
904219	M63 x 1,5	10,0	68	5	o. r.	o. r.	o. r.


PG thread

Part no.	Size PG	Thread length mm	Spanner size mm	Unit	Net EUR/100 items at a purchase of		
					up to 100	101 - 500	501 - 1000
904220	7	5,0	14	50	o. r.	o. r.	o. r.
904221	9	6,0	17	50	o. r.	o. r.	o. r.
904222	11	6,0	20	50	o. r.	o. r.	o. r.
904223	13,5	6,5	22	50	o. r.	o. r.	o. r.
904224	16	6,5	24	50	o. r.	o. r.	o. r.
904225	21	7,0	30	25	o. r.	o. r.	o. r.
904226	21	7,0	30	25	o. r.	o. r.	o. r.
904227	29	8,0	40	10	o. r.	o. r.	o. r.
904228	36	9,0	50	10	o. r.	o. r.	o. r.
904229	42	10,0	57	5	o. r.	o. r.	o. r.
904230	48	10,0	64	5	o. r.	o. r.	o. r.

Dimensions and specifications may be changed without prior notice.

o. r. = on request

UNI-DICHT sealing inserts



UNI-DICHT sealing insert closed

Closed TPE-V sealing inserts which fit in UNI DICHT gland bodies - plastic or brass.


refer to page 48



UNI-DICHT sealing insert standard

Colour coded TPE sealing insert for UNI DICHT gland bodies - polyamide or brass.

refer to page 49



UNI-DICHT sealing insert silicone

Sealing inserts made of silicone for populating of UNI-DICHT gland bodies. For use in chemical industry and at high temperatures.

refer to page 148



UNI-DICHT multiple sealing insert

Multiple TPE sealing insert for fitting in UNI DICHT gland bodies - polyamide or brass.

refer to page 52



Sealing plug

For not assigned penetrations.

refer to page 33

UNI-DICHT-ASI-MS Cable gland



Profile fits to ASI-bus line



UNI-DICHT-ASI-MS

Sealing cable gland made of brass with inserts made of TPE-V, profile fits to ASI- bus line.

Application

- Plant and machine construction
- Robotics
- Automation technology
- Installation technology
- Control cabinet construction

Material

Brass, nickel plated
Seal: TPE-V

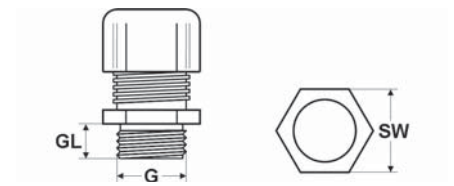
Properties

- Large-area cable sealing
- Easy to assemble

Technical data

Protection class: IP 68 - 10 bar

Temperature range: -40°C up to +135°C



Dimensions

G Thread size
GL Thread length
SW Spanner size

Metric thread

Part no.	Size Metr.	Sealing insert colour	Cable Ø from / to mm	Thread length mm	Spanner size mm	Unit	Net EUR/100 items at a purchase of		
							up to 100	101 - 500	501 - 1000
904121	M20 x 1,5	grey, left	-	6,5	22	50	o. r.	o. r.	o. r.
904122	M20 x 1,5	grey, right	-	6,5	22	50	o. r.	o. r.	o. r.

PG thread

Part no.	Size PG	Sealing insert colour	Cable Ø from / to mm	Thread length mm	Spanner size mm	Unit	Net EUR/100 items at a purchase of		
							up to 100	101 - 500	501 - 1000
904123	13,5	grey, left	-	6,5	22	50	o. r.	o. r.	o. r.
904124	13,5	grey, right	-	6,5	22	50	o. r.	o. r.	o. r.

Dimensions and specifications may be changed without prior notice.

o. r. = on request

KVA-MS Cable gland



KVA-MS

Sealing cable gland made of brass with colour-coded Soft PVC inserts.

Application

- Plant and machine construction
- Robotics
- Automation technology
- Vehicle construction and shipbuilding
- Railway technology
- Installation technology
- Control cabinet construction

Material

Brass, nickel plated
Seal: Soft PVC
O-ring: NBR

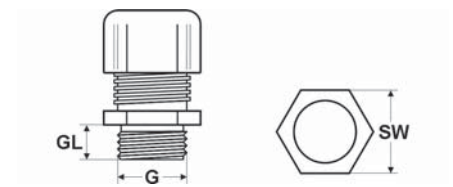
Properties

- Large-area cable sealing
- Easy to assemble
- Large clamping areas

Technical data

Protection class: IP 68 - 10 bar

Temperature range: -20°C up to +105°C



Dimensions

G Thread size
GL Thread length
SW Spanner size

Metric thread

Part no.	Size Metr.	Sealing insert colour	Cable Ø from / to mm	Thread length mm	Spanner size mm	Unit	Net EUR/100 items at a purchase of		
							up to 100	101 - 500	501 - 1000
90800	M12 x 1,5	yellow	4,0 - 6,5	6,0	14	100	o. r.	o. r.	o. r.
90801	M16 x 1,5	yellow	4,0 - 6,5	6,5	17	100	o. r.	o. r.	o. r.
90802	M16 x 1,5	grey	5,0 - 8,0	6,5	17	100	o. r.	o. r.	o. r.
90803	M16 x 1,5	black	6,5 - 9,5	6,5	17	100	o. r.	o. r.	o. r.
90804	M20 x 1,5	yellow	4,0 - 6,5	7,0	22	50	o. r.	o. r.	o. r.
90805	M20 x 1,5	grey	5,0 - 8,0	7,0	22	50	o. r.	o. r.	o. r.
90807	M20 x 1,5	black	6,5 - 9,5	7,0	22	50	o. r.	o. r.	o. r.
90808	M20 x 1,5	green	7,0 - 10,5	7,0	22	50	o. r.	o. r.	o. r.
90809	M20 x 1,5	red	9,0 - 13,0	7,0	22	50	o. r.	o. r.	o. r.
90811	M25 x 1,5	yellow	4,0 - 6,5	7,5	27	50	o. r.	o. r.	o. r.
90812	M25 x 1,5	grey	5,0 - 8,0	7,5	27	50	o. r.	o. r.	o. r.
90813	M25 x 1,5	black	6,5 - 9,5	7,5	27	50	o. r.	o. r.	o. r.
90814	M25 x 1,5	green	7,0 - 10,5	7,5	27	50	o. r.	o. r.	o. r.
90815	M25 x 1,5	red	9,0 - 13,0	7,5	27	50	o. r.	o. r.	o. r.
90816	M25 x 1,5	white	11,5 - 15,5	7,5	27	50	o. r.	o. r.	o. r.
90817	M32 x 1,5	green	7,0 - 10,5	8,0	35	25	o. r.	o. r.	o. r.
90818	M32 x 1,5	red	9,0 - 13,0	8,0	35	25	o. r.	o. r.	o. r.
90819	M32 x 1,5	white	11,5 - 15,5	8,0	35	25	o. r.	o. r.	o. r.
90820	M32 x 1,5	blue	14,0 - 18,0	8,0	35	25	o. r.	o. r.	o. r.
90821	M32 x 1,5	brown	17,0 - 21,0	8,0	35	25	o. r.	o. r.	o. r.
90822	M40 x 1,5	blue	14,0 - 18,0	8,0	43	10	o. r.	o. r.	o. r.
90823	M40 x 1,5	brown	17,0 - 21,0	8,0	43	10	o. r.	o. r.	o. r.
90824	M40 x 1,5	orange	20,0 - 25,0	8,0	43	10	o. r.	o. r.	o. r.
90825	M40 x 1,5	light yellow	24,0 - 28,0	8,0	43	10	o. r.	o. r.	o. r.
90826	M50 x 1,5	anthracite	27,0 - 32,0	10,0	54	10	o. r.	o. r.	o. r.
90827	M50 x 1,5	light blue	29,0 - 34,0	10,0	54	10	o. r.	o. r.	o. r.
90828	M50 x 1,5	pink	32,0 - 37,0	10,0	54	10	o. r.	o. r.	o. r.

Continuation ►

KVA-MS Cable gland

PG thread

Part no.	Size PG	Sealing insert colour	Cable Ø from / to mm	Thread length mm	Spanner size mm	Unit	Net EUR/ 100 items at a purchase of		
							up to 100	101 - 500	501 - 1000
90354	7	yellow	4,0 - 6,5	5,0	14	100	o. r.	o. r.	o. r.
90355	9	yellow	4,0 - 6,5	6,0	17	100	o. r.	o. r.	o. r.
90356	9	grey	5,0 - 8,0	6,0	17	100	o. r.	o. r.	o. r.
90357	9	black	6,5 - 9,5	6,0	17	100	o. r.	o. r.	o. r.
96149	11	yellow	4,0 - 6,5	6,0	20	50	o. r.	o. r.	o. r.
90358	11	grey	5,0 - 8,0	6,0	20	50	o. r.	o. r.	o. r.
90359	11	black	6,5 - 9,5	6,0	20	50	o. r.	o. r.	o. r.
90360	11	green	7,0 - 10,5	6,0	20	50	o. r.	o. r.	o. r.
97119	13,5	yellow	4,0 - 6,5	6,5	22	50	o. r.	o. r.	o. r.
97120	13,5	grey	5,0 - 8,0	6,5	22	50	o. r.	o. r.	o. r.
90361	13,5	black	6,5 - 9,5	6,5	22	50	o. r.	o. r.	o. r.
90362	13,5	green	7,0 - 10,5	6,5	22	50	o. r.	o. r.	o. r.
90363	13,5	red	9,0 - 13,0	6,5	22	50	o. r.	o. r.	o. r.
90364	13,5	white	11,0 - 15,5	6,5	24	50	o. r.	o. r.	o. r.
91974	16	yellow	4,0 - 6,5	6,5	24	50	o. r.	o. r.	o. r.
92093	16	grey	5,0 - 8,0	6,5	24	50	o. r.	o. r.	o. r.
90365	16	black	6,5 - 9,5	6,5	24	50	o. r.	o. r.	o. r.
90366	16	green	7,0 - 10,5	6,5	24	50	o. r.	o. r.	o. r.
90367	16	red	9,0 - 13,0	6,5	24	50	o. r.	o. r.	o. r.
90368	16	white	11,5 - 15,0	6,5	24	50	o. r.	o. r.	o. r.
90369	21	green	7,0 - 10,5	7,0	30	25	o. r.	o. r.	o. r.
90370	21	red	9,0 - 13,0	7,0	30	25	o. r.	o. r.	o. r.
90371	21	white	11,5 - 15,5	7,0	30	25	o. r.	o. r.	o. r.
90372	21	blue	14,0 - 18,0	7,0	30	25	o. r.	o. r.	o. r.
90373	21	brown	17,0 - 21,0	7,0	30	25	o. r.	o. r.	o. r.
90374	29	blue	14,0 - 18,0	8,0	40	10	o. r.	o. r.	o. r.
90375	29	brown	17,0 - 21,0	8,0	40	10	o. r.	o. r.	o. r.
90376	29	orange	20,0 - 25,0	8,0	40	10	o. r.	o. r.	o. r.
96526	29	light yellow	24,0 - 28,0	8,0	40	10	o. r.	o. r.	o. r.
90390	36	anthracite	27,0 - 32,0	9,0	50	10	o. r.	o. r.	o. r.
90391	36	light blue	29,0 - 34,0	9,0	50	10	o. r.	o. r.	o. r.
90392	36	pink	32,0 - 37,0	9,0	50	10	o. r.	o. r.	o. r.
90393	42	white	36,0 - 41,0	10,0	60	10	o. r.	o. r.	o. r.
90394	48	white	39,0 - 45,0	10,0	65	5	o. r.	o. r.	o. r.

Dimensions and specifications may be changed without prior notice.

o. r. = on request

KVA-MFD-MS Cable gland

With multiple sealing inserts



KVA-MFD-MS

Cable gland made of brass with multiple sealing inserts made of Soft PVC inserts.

Application

- Plant and machine construction
- Robotics
- Automation technology
- Vehicle construction and shipbuilding
- Railway technology
- Installation technology
- Control cabinet construction

Material

Brass, nickel plated
Seal: Soft PVC
O-ring: NBR

Properties

- Large-area cable sealing
- Easy to assemble

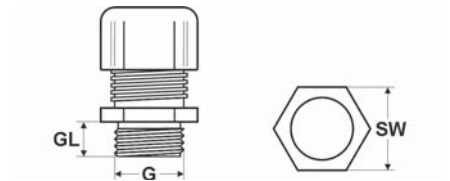
Note

Protection class IP 68, if the bore diameter in the sealing insert area is equal to the cable diameter.

Technical data

Protection class: IP 68 - 10 bar

Temperature range: -20°C up to +105°C



Dimensions

G Thread size
GL Thread length
SW Spanner size

Metric thread

Part no.	Size Metr.	Number holes x cable-Ø mm	Thread length mm	Spanner size mm	Unit	Net EUR/ 100 items at a purchase of		
						up to 100	101 - 500	501 - 1000
93400	M16 x 1,5	2 x 1,0	6,5	17	100	o. r.	o. r.	o. r.
93401	M16 x 1,5	2 x 3,0	6,5	17	100	o. r.	o. r.	o. r.
93402	M16 x 1,5	4 x 3,0	6,5	17	100	o. r.	o. r.	o. r.
93403	M16 x 1,5	2 x 4,0	6,5	17	100	o. r.	o. r.	o. r.
93404	M16 x 1,5	1 x 5,0	6,5	17	100	o. r.	o. r.	o. r.
93405	M20 x 1,5	6 x 2,0	7,0	22	50	o. r.	o. r.	o. r.
93406	M20 x 1,5	2 x 2,3	7,0	22	50	o. r.	o. r.	o. r.
93407	M20 x 1,5	6 x 2,5	7,0	22	50	o. r.	o. r.	o. r.
93408	M20 x 1,5	2 x 3,0	7,0	22	50	o. r.	o. r.	o. r.
93409	M20 x 1,5	3 x 3,0	7,0	22	50	o. r.	o. r.	o. r.
93410	M20 x 1,5	2 x 5,0	7,0	22	50	o. r.	o. r.	o. r.
93411	M25 x 1,5	7 x 2,0	7,5	27	50	o. r.	o. r.	o. r.
93412	M25 x 1,5	2 x 4,0	7,5	27	50	o. r.	o. r.	o. r.
93413	M25 x 1,5	4 x 4,0	7,5	27	50	o. r.	o. r.	o. r.
93414	M25 x 1,5	6 x 4,0	7,5	27	50	o. r.	o. r.	o. r.
93415	M25 x 1,5	2 x 6,0	7,5	27	50	o. r.	o. r.	o. r.
93416	M25 x 1,5	3 x 7,0	7,5	27	50	o. r.	o. r.	o. r.
93417	M32 x 1,5	21 x 2,0	8,0	35	25	o. r.	o. r.	o. r.
93418	M32 x 1,5	8 x 3,0	8,0	35	25	o. r.	o. r.	o. r.
93419	M32 x 1,5	6 x 4,0	8,0	35	25	o. r.	o. r.	o. r.
93420	M32 x 1,5	8 x 4,0	8,0	35	25	o. r.	o. r.	o. r.
93421	M32 x 1,5	4 x 5,0	8,0	35	25	o. r.	o. r.	o. r.
93422	M32 x 1,5	4 x 6,0	8,0	35	25	o. r.	o. r.	o. r.
93423	M32 x 1,5	6 x 6,5	8,0	35	25	o. r.	o. r.	o. r.
93424	M32 x 1,5	3 x 7,0	8,0	35	25	o. r.	o. r.	o. r.
93425	M32 x 1,5	4 x 8,0	8,0	35	25	o. r.	o. r.	o. r.
93426	M32 x 1,5	2 x 9,0	8,0	35	25	o. r.	o. r.	o. r.

Continuation ►

KVA-MFD-MS Cable gland

With multiple sealing inserts

Metric thread

Part no.	Size Metr.	Number holes x cable-Ø mm	Thread length mm	Spanner size mm	Unit	Net EUR/ 100 items at a purchase of		
						up to 100	101 - 500	501 - 1000
93429	M40 x 1,5	6 x 6,0	8,0	43	10	o. r.	o. r.	o. r.
93427	M40 x 1,5	10 x 6,0	8,0	43	10	o. r.	o. r.	o. r.
93428	M40 x 1,5	4 x 6,5	8,0	43	10	o. r.	o. r.	o. r.
93430	M40 x 1,5	6 x 8,0	8,0	43	10	o. r.	o. r.	o. r.
93431	M40 x 1,5	4 x 9,0	8,0	43	10	o. r.	o. r.	o. r.
93432	M40 x 1,5	5 x 9,0	8,0	43	10	o. r.	o. r.	o. r.
93433	M40 x 1,5	5 x 10,0	8,0	43	10	o. r.	o. r.	o. r.
93434	M40 x 1,5	2 x 11,0	8,0	43	10	o. r.	o. r.	o. r.
93436	M50 x 1,5	15 x 5,0	10,0	54	10	o. r.	o. r.	o. r.
93435	M50 x 1,5	8 x 9,0	10,0	54	10	o. r.	o. r.	o. r.
93437	M50 x 1,5	3 x 10,0	10,0	54	10	o. r.	o. r.	o. r.
93438	M50 x 1,5	2 x 15,0	10,0	54	10	o. r.	o. r.	o. r.

PG thread

Part no.	Size PG	Number holes x cable-Ø mm	Thread length mm	Spanner size mm	Unit	Net EUR/ 100 items at a purchase of		
						up to 100	101 - 500	501 - 1000
92094	9	2 x 1,0	6,0	17 / 20	100	o. r.	o. r.	o. r.
92039	9	2 x 3,0	6,0	17 / 20	100	o. r.	o. r.	o. r.
92041	9	4 x 3,0	6,0	17 / 20	100	o. r.	o. r.	o. r.
92042	9	2 x 4,0	6,0	17 / 20	100	o. r.	o. r.	o. r.
92043	9	1 x 5,0	6,0	17 / 20	100	o. r.	o. r.	o. r.
92044	11	6 x 2,0	6,0	20 / 22	50	o. r.	o. r.	o. r.
92045	11	2 x 2,3	6,0	20 / 22	50	o. r.	o. r.	o. r.
92046	11	6 x 2,5	6,0	20 / 22	50	o. r.	o. r.	o. r.
92047	11	2 x 3,0	6,0	20 / 22	50	o. r.	o. r.	o. r.
92048	11	3 x 3,0	6,0	20 / 22	50	o. r.	o. r.	o. r.
96881	11	2 x 5,0	6,0	20 / 22	50	o. r.	o. r.	o. r.
92052	13,5	3 x 2,0	6,5	24 / 30	50	o. r.	o. r.	o. r.
92053	13,5	10 x 2,0	6,5	24 / 30	50	o. r.	o. r.	o. r.
92054	13,5	2 x 3,0	6,5	24 / 30	50	o. r.	o. r.	o. r.
92055	13,5	3 x 3,0	6,5	24 / 30	50	o. r.	o. r.	o. r.
92095	13,5	6 x 3,5	6,5	24 / 30	50	o. r.	o. r.	o. r.
92096	13,5	2 x 5,0	6,5	24 / 30	50	o. r.	o. r.	o. r.
92057	13,5	2 x 6,0	6,5	24 / 30	50	o. r.	o. r.	o. r.
92058	16	7 x 2,0	6,5	24 / 30	50	o. r.	o. r.	o. r.
92097	16	2 x 4,0	6,5	24 / 30	50	o. r.	o. r.	o. r.
92060	16	4 x 4,0	6,5	24 / 30	50	o. r.	o. r.	o. r.
92061	16	6 x 4,0	6,5	24 / 30	50	o. r.	o. r.	o. r.
92062	16	2 x 6,0	6,5	24 / 30	50	o. r.	o. r.	o. r.
96434	16	3 x 7,0	6,5	24 / 30	50	o. r.	o. r.	o. r.
92064	21	21 x 2,0	7,0	30 / 40	25	o. r.	o. r.	o. r.
92065	21	8 x 3,0	7,0	30 / 40	25	o. r.	o. r.	o. r.
92066	21	6 x 4,0	7,0	30 / 40	25	o. r.	o. r.	o. r.
92067	21	8 x 4,0	7,0	30 / 40	25	o. r.	o. r.	o. r.
96956	21	4 x 5,0	7,0	30 / 40	50	o. r.	o. r.	o. r.
92069	21	4 x 6,0	7,0	30 / 40	25	o. r.	o. r.	o. r.
92068	21	6 x 6,5	7,0	30 / 40	25	o. r.	o. r.	o. r.
92070	21	3 x 7,0	7,0	30 / 40	25	o. r.	o. r.	o. r.
92072	21	4 x 8,0	7,0	30 / 40	25	o. r.	o. r.	o. r.
92098	21	2 x 9,0	7,0	30 / 40	25	o. r.	o. r.	o. r.
96430	29	6 x 6,0	8,0	40	25	o. r.	o. r.	o. r.
97327	29	10 x 6,0	8,0	40	25	o. r.	o. r.	o. r.
92099	29	4 x 6,5	8,0	40	10	o. r.	o. r.	o. r.
96710	29	6 x 8,0	8,0	40	10	o. r.	o. r.	o. r.
92074	29	4 x 9,0	8,0	40	10	o. r.	o. r.	o. r.
96564	29	5 x 9,0	8,0	40	10	o. r.	o. r.	o. r.
92075	29	5 x 10,0	8,0	40	10	o. r.	o. r.	o. r.
92076	29	2 x 11,0	8,0	40	10	o. r.	o. r.	o. r.
92077	36	15 x 5,0	8,5	50	10	o. r.	o. r.	o. r.
96336	36	8 x 9,0	8,5	50	25	o. r.	o. r.	o. r.
92079	36	3 x 10,0	8,5	50	10	o. r.	o. r.	o. r.
96397	36	2 x 15,0	8,5	50	25	o. r.	o. r.	o. r.

Dimensions and specifications may be changed without prior notice.

o. r. = on request

KVA-VK-MS Body gland



KVA-VK-MS

Gland body made of brass suitable for Soft-PVC inserts.

Material

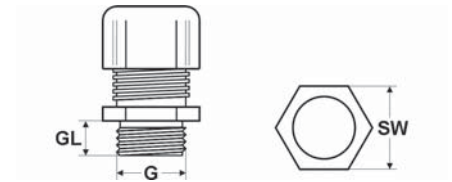
Brass, nickel plated
O-ring: NBR

Technical data

Temperature range: -30°C up to +100°C

Application

- Plant and machine construction
- Robotics
- Automation technology
- Vehicle construction and shipbuilding
- Railway technology
- Installation technology
- Control cabinet construction



Dimensions

G Thread size
GL Thread length
SW Spanner size

Metric thread

Part no.	Size Metr.	Thread length mm	Spanner size mm	Unit	Net EUR/ 100 items at a purchase of		
					up to 100	101 - 500	501 - 1000
90788	M12 x 1,5	6,0	14	100	o. r.	o. r.	o. r.
90789	M16 x 1,5	6,5	17	100	o. r.	o. r.	o. r.
90790	M20 x 1,5	7,0	22	50	o. r.	o. r.	o. r.
90792	M25 x 1,5	7,5	27	50	o. r.	o. r.	o. r.
91367	M32 x 1,5	8,0	35	25	o. r.	o. r.	o. r.
90794	M40 x 1,5	8,0	43	10	o. r.	o. r.	o. r.
90795	M50 x 1,5	10,0	54	10	o. r.	o. r.	o. r.
90796	M63 x 1,5	10,0	65	5	o. r.	o. r.	o. r.

PG thread

Part no.	Size PG	Thread length mm	Spanner size mm	Unit	Net EUR/ 100 items at a purchase of		
					up to 100	101 - 500	501 - 1000
96033	7	5,0	14	100	o. r.	o. r.	o. r.
96034	9	6,0	17	100	o. r.	o. r.	o. r.
96035	11	6,0	20	50	o. r.	o. r.	o. r.
96036	13,5	6,5	22	50	o. r.	o. r.	o. r.
96037	16	6,5	24	50	o. r.	o. r.	o. r.
96038	21	7,0	30	25	o. r.	o. r.	o. r.
96039	29	8,0	40	10	o. r.	o. r.	o. r.
96040	36	9,0	50	10	o. r.	o. r.	o. r.
96041	42	10,0	57	5	o. r.	o. r.	o. r.
96042	48	10,0	64	5	o. r.	o. r.	o. r.

Dimensions and specifications may be changed without prior notice.

o. r. = on request

KVA Sealing insert

Closed



KVA sealing insert closed

Closed sealing inserts made of Soft-PVC suitable for KVA gland bodies.

Material

Soft PVC

Technical data

Temperature range: -20°C up to +105°C

Application

- Plant and machine construction
- Robotics
- Automation technology
- Vehicle construction and shipbuilding
- Railway technology
- Installation technology
- Control cabinet construction

Part no.	Size PG	Size metric	Sealing insert colour	Cable Ø from / to mm	Unit	Net EUR/100 items at a purchase of		
						up to 100	101 - 500	501 - 1000
97087	9	M16 x 1,5	white	-	100	o. r.	o. r.	o. r.
97088	11	-	white	-	100	o. r.	o. r.	o. r.
97089	13,5	M20 x 1,5	white	-	100	o. r.	o. r.	o. r.
97090	16	M25 x 1,5	white	-	50	o. r.	o. r.	o. r.
97091	21	M32 x 1,5	white	-	50	o. r.	o. r.	o. r.
97092	29	M40 x 1,5	white	-	25	o. r.	o. r.	o. r.
97093	36	M50 x 1,5	white	-	25	o. r.	o. r.	o. r.
97094	42	-	white	-	10	o. r.	o. r.	o. r.
97095	48	M63 x 1,5	white	-	10	o. r.	o. r.	o. r.

Dimensions and specifications may be changed without prior notice.

o. r. = on request

KVA Sealing insert

Standard



KVA sealing insert standard

Colour coded sealing inserts made of Soft-PVC suitable for KVA gland bodies.

Application

- Plant and machine construction
- Robotics
- Automation technology
- Vehicle construction and shipbuilding
- Railway technology
- Installation technology
- Control cabinet construction

Material

Soft PVC

Note

* The KVA sealing inserts M12x1,5 (part no. 90299) can be used only with KVA brass cable glands.

* The KVA sealing inserts M12x1,5 (part no. 90291) can be used only with KVA polyamide cable glands.

Technical data

Temperature range: -20°C up to +105°C

Part no.	Size PG	Size metric	Sealing insert colour	Cable Ø from / to mm	Unit	Net EUR/ 100 items at a purchase of		
						up to 100	101 - 500	501 - 1000
96005	7	-	yellow	4,0 - 6,5	100	o. r.	o. r.	o. r.
90299*	-	M12 x 1,5	yellow	4,0 - 6,5	100	o. r.	o. r.	o. r.
90291*	-	M12 x 1,5	yellow	4,0 - 6,5	100	o. r.	o. r.	o. r.
96006	9	M16 x 1,5	yellow	4,0 - 6,5	100	o. r.	o. r.	o. r.
96007	9	M16 x 1,5	grey	5,0 - 8,0	100	o. r.	o. r.	o. r.
96008	9	M16 x 1,5	black	6,5 - 9,5	100	o. r.	o. r.	o. r.
96387	11	M20 x 1,5	yellow	4,0 - 6,5	100	o. r.	o. r.	o. r.
96009	11	M20 x 1,5	grey	5,0 - 8,0	100	o. r.	o. r.	o. r.
96010	11	M20 x 1,5	black	6,5 - 9,5	100	o. r.	o. r.	o. r.
96011	11	M20 x 1,5	green	7,0 - 10,5	100	o. r.	o. r.	o. r.
96389	13,5	M20 x 1,5	yellow	4,0 - 6,5	100	o. r.	o. r.	o. r.
96388	13,5	M20 x 1,5	grey	5,0 - 8,0	100	o. r.	o. r.	o. r.
96012	13,5	M20 x 1,5	black	6,5 - 9,5	100	o. r.	o. r.	o. r.
96013	13,5	M20 x 1,5	green	7,0 - 10,5	100	o. r.	o. r.	o. r.
96014	13,5	M20 x 1,5	red	9,0 - 13,0	100	o. r.	o. r.	o. r.
96391	16	M25 x 1,5	yellow	4,0 - 6,5	50	o. r.	o. r.	o. r.
96390	16	M25 x 1,5	grey	5,0 - 8,0	50	o. r.	o. r.	o. r.
96016	16	M25 x 1,5	black	6,5 - 9,5	50	o. r.	o. r.	o. r.
96017	16	M25 x 1,5	green	7,0 - 10,5	50	o. r.	o. r.	o. r.
96018	16	M25 x 1,5	red	9,0 - 13,0	50	o. r.	o. r.	o. r.
96019	16	M25 x 1,5	white	11,5 - 15,5	50	o. r.	o. r.	o. r.
96020	21	M32 x 1,5	green	7,0 - 10,5	50	o. r.	o. r.	o. r.
96021	21	M32 x 1,5	red	9,0 - 13,0	50	o. r.	o. r.	o. r.
96022	21	M32 x 1,5	white	11,5 - 15,5	50	o. r.	o. r.	o. r.
96023	21	M32 x 1,5	blue	14,0 - 18,0	50	o. r.	o. r.	o. r.
96024	21	M32 x 1,5	brown	17,0 - 21,0	50	o. r.	o. r.	o. r.
96025	29	M40 x 1,5	blue	14,0 - 18,0	25	o. r.	o. r.	o. r.
96026	29	M40 x 1,5	brown	17,0 - 21,0	25	o. r.	o. r.	o. r.
96027	29	M40 x 1,5	orange	20,0 - 25,0	25	o. r.	o. r.	o. r.
96393	29	M40 x 1,5	light yellow	24,0 - 28,0	25	o. r.	o. r.	o. r.
96028	36	M50 x 1,5	anthracite	27,0 - 32,0	25	o. r.	o. r.	o. r.
96029	36	M50 x 1,5	light blue	29,0 - 34,0	25	o. r.	o. r.	o. r.
96030	36	M50 x 1,5	pink	32,0 - 37,0	25	o. r.	o. r.	o. r.
96031	42	M50 x 1,5	white	36,0 - 41,0	10	o. r.	o. r.	o. r.

Dimensions and specifications may be changed without prior notice.

o. r. = on request

KVA MFDE Multiple sealing insert



KVA multiple sealing insert

Multiple sealing inserts made of Soft-PVC for use with KVA gland bodies.

Material

Soft PVC

Technical data

Temperature range: -20°C up to +105°C

Application

- Plant and machine construction
- Robotics
- Automation technology
- Vehicle construction and shipbuilding
- Railway technology
- Installation technology
- Control cabinet construction

Part no.	Size PG	Size metric	Insert colour	Number x Ø borehole mm	Unit	Net EUR/100 items at a purchase of		
						up to 100	101 - 500	501 - 1000
96050	9	M16 x 1,5	white	2 x 1,0	100	o. r.	o. r.	o. r.
96051	9	M16 x 1,5	white	2 x 3,0	100	o. r.	o. r.	o. r.
96052	9	M16 x 1,5	white	4 x 3,0	100	o. r.	o. r.	o. r.
96053	9	M16 x 1,5	white	2 x 4,0	100	o. r.	o. r.	o. r.
96054	9	M16 x 1,5	white	1 x 5,0	100	o. r.	o. r.	o. r.
96055	11	M20 x 1,5	white	6 x 2,0	100	o. r.	o. r.	o. r.
96058	11	M20 x 1,5	white	2 x 3,0	100	o. r.	o. r.	o. r.
96059	11	M20 x 1,5	white	3 x 3,0	100	o. r.	o. r.	o. r.
96485	11	M20 x 1,5	white	2 x 4,0	100	o. r.	o. r.	o. r.
97277	11	M20 x 1,5	white	4 x 4,0	100	o. r.	o. r.	o. r.
96060	11	M20 x 1,5	white	2 x 5,0	100	o. r.	o. r.	o. r.
96062	13,5	M20 x 1,5	white	3 x 2,0	100	o. r.	o. r.	o. r.
96063	13,5	M20 x 1,5	white	10 x 2,0	100	o. r.	o. r.	o. r.
96064	13,5	M20 x 1,5	white	2 x 3,0	100	o. r.	o. r.	o. r.
96065	13,5	M20 x 1,5	white	3 x 3,0	100	o. r.	o. r.	o. r.
96621	13,5	M20 x 1,5	white	3 x 4,0	100	o. r.	o. r.	o. r.
96067	13,5	M20 x 1,5	white	2 x 5,0	100	o. r.	o. r.	o. r.
96068	13,5	M20 x 1,5	white	2 x 6,0	100	o. r.	o. r.	o. r.
96069	16	M25 x 1,5	white	7 x 2,0	50	o. r.	o. r.	o. r.
96438	16	M25 x 1,5	white	3 x 3,0	50	o. r.	o. r.	o. r.
97512	16	M25 x 1,5	white	5 x 3,0	50	o. r.	o. r.	o. r.
97513	16	M25 x 1,5	white	7 x 3,0	50	o. r.	o. r.	o. r.
96436	16	M25 x 1,5	white	8 x 3,0	50	o. r.	o. r.	o. r.
96070	16	M25 x 1,5	white	2 x 4,0	50	o. r.	o. r.	o. r.
97472	16	M25 x 1,5	white	3 x 4,0	50	o. r.	o. r.	o. r.
96071	16	M25 x 1,5	white	4 x 4,0	50	o. r.	o. r.	o. r.
97473	16	M25 x 1,5	white	5 x 4,0	50	o. r.	o. r.	o. r.
96072	16	M25 x 1,5	white	6 x 4,0	50	o. r.	o. r.	o. r.
96073	16	M25 x 1,5	white	2 x 6,0	50	o. r.	o. r.	o. r.
96723	16	M25 x 1,5	white	3 x 6,0	50	o. r.	o. r.	o. r.
96443	16	M25 x 1,5	white	4 x 6,0	50	o. r.	o. r.	o. r.
96074	16	M25 x 1,5	white	3 x 7,0	50	o. r.	o. r.	o. r.
96075	16	M25 x 1,5	white	2 x 8,0	50	o. r.	o. r.	o. r.

Continuation ►

KVA MFDE Multiple sealing insert

Part no.	Size PG	Size metric	Insert colour	Number x Ø borehole mm	Unit	Net EUR/ 100 items at a purchase of		
						up to 100	101 - 500	501 - 1000
96076	21	M32 x 1,5	white	21 x 2,0	50	o. r.	o. r.	o. r.
96077	21	M32 x 1,5	white	8 x 3,0	50	o. r.	o. r.	o. r.
96078	21	M32 x 1,5	white	6 x 4,0	50	o. r.	o. r.	o. r.
96079	21	M32 x 1,5	white	8 x 4,0	50	o. r.	o. r.	o. r.
96080	21	M32 x 1,5	white	4 x 5,0	50	o. r.	o. r.	o. r.
96926	21	M32 x 1,5	white	8 x 5,0	50	o. r.	o. r.	o. r.
96714	21	M32 x 1,5	white	6 x 5,5	25	o. r.	o. r.	o. r.
96439	21	M32 x 1,5	white	2 x 6,0	50	o. r.	o. r.	o. r.
96081	21	M32 x 1,5	white	4 x 6,0	50	o. r.	o. r.	o. r.
96230	21	M32 x 1,5	white	4 x 6,5	50	o. r.	o. r.	o. r.
96231	21	M32 x 1,5	white	5 x 6,5	50	o. r.	o. r.	o. r.
96082	21	M32 x 1,5	white	6 x 6,5	50	o. r.	o. r.	o. r.
96083	21	M32 x 1,5	white	3 x 7,0	50	o. r.	o. r.	o. r.
96441	21	M32 x 1,5	white	4 x 7,0	50	o. r.	o. r.	o. r.
96445	21	M32 x 1,5	white	2 x 8,0	50	o. r.	o. r.	o. r.
96638	21	M32 x 1,5	white	3 x 8,0	25	o. r.	o. r.	o. r.
96084	21	M32 x 1,5	white	4 x 8,0	50	o. r.	o. r.	o. r.
96085	21	M32 x 1,5	white	2 x 9,0	50	o. r.	o. r.	o. r.
96232	21	M32 x 1,5	white	3 x 9,0	50	o. r.	o. r.	o. r.
96088	29	M40 x 1,5	white	6 x 6,0	25	o. r.	o. r.	o. r.
96086	29	M40 x 1,5	white	10 x 6,0	25	o. r.	o. r.	o. r.
96087	29	M40 x 1,5	white	4 x 6,5	25	o. r.	o. r.	o. r.
97289	29	M40 x 1,5	white	8 x 6,5	25	o. r.	o. r.	o. r.
96238	29	M40 x 1,5	white	7 x 7,0	25	o. r.	o. r.	o. r.
96089	29	M40 x 1,5	white	6 x 8,0	25	o. r.	o. r.	o. r.
96090	29	M40 x 1,5	white	4 x 9,0	25	o. r.	o. r.	o. r.
96091	29	M40 x 1,5	white	5 x 9,0	25	o. r.	o. r.	o. r.
96092	29	M40 x 1,5	white	5 x 10,0	25	o. r.	o. r.	o. r.
96093	29	M40 x 1,5	white	2 x 11,0	25	o. r.	o. r.	o. r.
97448	29	M40 x 1,5	white	3 x 11,0	25	o. r.	o. r.	o. r.
96237	29	M40 x 1,5	white	2 x 13,0	25	o. r.	o. r.	o. r.
96095	36	M50 x 1,5	white	15 x 5,0	25	o. r.	o. r.	o. r.
97853	36	M50 x 1,5	white	13 x 7,0	25	o. r.	o. r.	o. r.
96235	36	M50 x 1,5	white	7 x 9,0	25	o. r.	o. r.	o. r.
96094	36	M50 x 1,5	white	8 x 9,0	25	o. r.	o. r.	o. r.
96096	36	M50 x 1,5	white	3 x 10,0	25	o. r.	o. r.	o. r.
96236	36	M50 x 1,5	white	4 x 13,0	25	o. r.	o. r.	o. r.
96097	36	M50 x 1,5	white	2 x 15,0	25	o. r.	o. r.	o. r.

Dimensions and specifications may be changed without prior notice.

o. r. = on request

Matching accessory



Sealing plug

For not assigned penetrations.

refer to page 33

KVA-ASI-MS Cable gland

To ASI-bus-cable



KVA-ASI-MS

Sealing cable gland made of brass with Soft PVC inserts, profile fits to ASI-bus cable.

Application

- Plant and machine construction
- Robotics
- Automation technology
- Installation technology
- Control cabinet construction

Material

Brass
Seal: Soft PVC

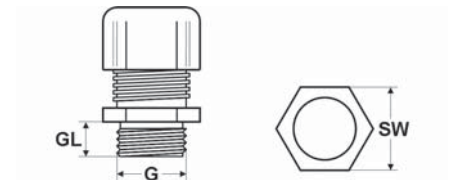
Properties

- Large-area cable sealing
- Easy to assemble

Technical data

Protection class: IP 68 - 10 bar

Temperature range: -20°C up to +105°C



Dimensions

G Thread size
GL Thread length
SW Spanner size

Metric thread

Part no.	Size Metr.	Sealing insert colour	Cable Ø from / to mm	Thread length mm	Spanner size mm	Unit	Net EUR/100 items at a purchase of		
							up to 100	101 - 500	501 - 1000
904686	M20 x 1,5	black, left	-	6,5	22	50	o. r.	o. r.	o. r.
904687	M20 x 1,5	white, right	-	6,5	22	50	o. r.	o. r.	o. r.

PG thread

Part no.	Size PG	Sealing insert colour	Cable Ø from / to mm	Thread length mm	Spanner size mm	Unit	Net EUR/100 items at a purchase of		
							up to 100	101 - 500	501 - 1000
97390	13,5	black, left	-	6,5	22	50	o. r.	o. r.	o. r.
97408	13,5	white, right	-	6,5	22	50	o. r.	o. r.	o. r.

Dimensions and specifications may be changed without prior notice.

o. r. = on request

KVA Sealing insert

To ASI-bus-cable



KVA sealing insert ASI

Sealing inserts made of Soft-PVC for use with KVA gland bodies. Profile fits into ASI-bus cable.

Application

- Plant and machine construction
- Robotics
- Automation technology
- Installation technology
- Control cabinet construction

Material

Soft PVC

Properties

- Large-area cable sealing
- Easy to assemble

Technical data

Temperature range: -20°C up to +105°C

Part no.	Size PG	Size metric	Sealing insert colour	Cable Ø from / to mm	Unit	Net EUR/100 items at a purchase of		
						up to 100	101 - 500	501 - 1000
97389	11	M20 x 1,5	black/left	-	100	o. r.	o. r.	o. r.
97396	11	M20 x 1,5	white/right	-	100	o. r.	o. r.	o. r.

Dimensions and specifications may be changed without prior notice.

o. r. = on request

KVA-XXL-MS Cable gland

For particularly large cable diameters



KVA-XXL-MS

Cable gland made of brass for very large cable diameters.

Application

- Plant and machine construction
- Robotics
- Automation technology
- Vehicle construction and shipbuilding
- Installation technology
- Control cabinet construction

Material

Brass, nickel plated
Seal: TPE-V
O-ring: NBR

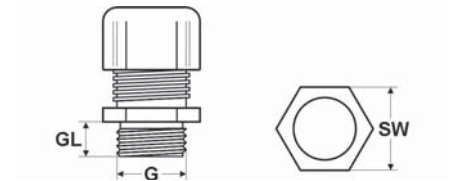
Properties

- Large-area cable sealing
- Easy to assemble
- Large clamping range

Technical data

Protection class: IP 68 - 10 bar

Temperature range: -40°C up to +135°C



Dimensions

G Thread size
GL Thread length
SW Spanner size

Metric thread

Part no.	Size Metr.	Cable Ø from / to mm	Thread length mm	Spanner size mm	Unit	Net EUR/100 items at a purchase of		
						up to 100	101 - 500	501 - 1000
905957	M63 x 1,5	42,0 - 48,0	10,0	70	1	o. r.	o. r.	o. r.
93569	M63 x 1,5	45,0 - 51,0	10,0	70	1	o. r.	o. r.	o. r.
92779	M72 x 2,0	46,0 - 52,0	15,0	80	1	o. r.	o. r.	o. r.
93727	M72 x 2,0	51,0 - 55,0	15,0	80	1	o. r.	o. r.	o. r.
905958	M75 x 1,5	51,0 - 55,0	15,0	80	1	o. r.	o. r.	o. r.
905959	M75 x 1,5	54,0 - 58,0	15,0	80	1	o. r.	o. r.	o. r.
93105	M80 x 2,0	58,0 - 64,0	15,0	95	1	o. r.	o. r.	o. r.
905960	M80 x 2,0	63,0 - 70,0	15,0	95	1	o. r.	o. r.	o. r.
905961	M90 x 2,0	69,0 - 75,0	20,0	110	1	o. r.	o. r.	o. r.
905962	M90 x 2,0	74,0 - 80,0	20,0	110	1	o. r.	o. r.	o. r.
905963	M100 x 2,0	79,0 - 85,0	20,0	110	1	o. r.	o. r.	o. r.
905964	M105 x 2,0	84,0 - 90,0	20,0	120	1	o. r.	o. r.	o. r.
905965	M110 x 2,0	89,0 - 95,0	20,0	120	1	o. r.	o. r.	o. r.
905966	M115 x 2,0	89,0 - 95,0	20,0	120	1	o. r.	o. r.	o. r.

Dimensions and specifications may be changed without prior notice.

o. r. = on request

KVA-XXL-VK-MS Body gland

For particularly large cable diameter



KVA-XXL-VK-MS

Gland body made of brass suitable for large cable diameters sealing inserts.

Application

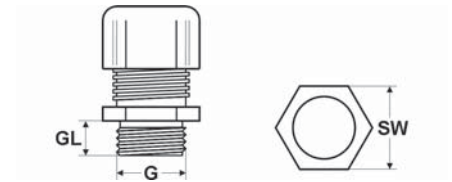
- Plant and machine construction
- Robotics
- Automation technology
- Vehicle construction and shipbuilding
- Railway technology
- Installation technology
- Control cabinet construction

Material

Brass, nickel plated
Seal: NBR
O-ring: NBR

Technical data

Temperature range: -30°C up to +100°C



Dimensions

G Thread size
GL Thread length
SW Spanner size

Metric thread

Part no.	Size Metr.	Thread length mm	Spanner size mm	Unit	Net EUR/ 100 items at a purchase of		
					up to 100	101 - 500	501 - 1000
920144	M72 x 2,0	8,0	80	1	o. r.	o. r.	o. r.
920145	M75 x 1,5	8,0	80	1	o. r.	o. r.	o. r.
920146	M80 x 2,0	8,0	95	1	o. r.	o. r.	o. r.

Dimensions and specifications may be changed without prior notice.

o. r. = on request

KVA-XXL Sealing insert standard

For particularly large cable diameters



KVA-XXL sealing insert standard

Sealing PVC inserts which fits in KVA XXL MS gland bodies for large cable diameters.

Material

Soft PVC

Technical data

Temperature range: -20°C up to +105°C

Application

- Plant and machine construction
- Robotics
- Automation technology
- Vehicle construction and shipbuilding
- Railway technology
- Installation technology
- Control cabinet construction

Part no.	Size metric	Sealing insert colour	Cable Ø from / to mm	Unit	Net EUR/100 items at a purchase of		
					up to 100	101 - 500	501 - 1000
96032	M63 x 1,5	white	39,0 - 45,0	1	o. r.	o. r.	o. r.
99434	M72 x 2,0	white	45,0 - 51,0	1	o. r.	o. r.	o. r.
99435	M72 x 2,0	white	51,0 - 55,0	1	o. r.	o. r.	o. r.
99436	M75 x 1,5	white	51,0 - 55,0	1	o. r.	o. r.	o. r.
99437	M75 x 1,5	white	54,0 - 58,0	1	o. r.	o. r.	o. r.
99438	M80 x 2,0	white	58,0 - 64,0	1	o. r.	o. r.	o. r.
99439	M80 x 2,0	white	63,0 - 70,0	1	o. r.	o. r.	o. r.

Dimensions and specifications may be changed without prior notice.

o. r. = on request

SD Cable gland



SD

Gas and watertight gland. The quality is similar to an incision sealing ring and guarantees extensive clamping ranges.

Material

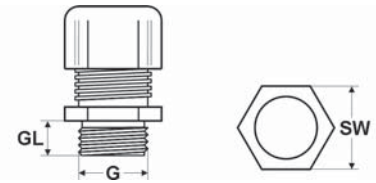
Brass, nickel plated
Seal: NBR
O-ring: NBR

Technical data

Protection class: IP 68 - 5 bar
Temperature range: -40°C up to +100°C

Application

- Plant and machine construction
- Automation and installation technology
- Vehicle construction and shipbuilding



Dimensions

G Thread size
GL Thread length
SW Spanner size

Metric thread

Part no.	Size Metr.	Cable Ø from / to mm	Thread length mm	Spanner size mm	Unit	Net EUR/100 items at a purchase of		
						up to 100	101 - 500	501 - 1000
98108	M12 x 1,5	5,0 - 7,0	5,0	14	100	o. r.	o. r.	o. r.
98109	M16 x 1,5	5,0 - 10,0	5,5	17	50	o. r.	o. r.	o. r.
98110	M20 x 1,5	8,0 - 14,0	6,0	22	50	o. r.	o. r.	o. r.
98111	M25 x 1,5	12,0 - 19,0	7,0	30	25	o. r.	o. r.	o. r.
98112	M32 x 1,5	15,0 - 22,0	8,0	34	25	o. r.	o. r.	o. r.
98113	M40 x 1,5	22,0 - 28,0	8,0	44	10	o. r.	o. r.	o. r.

PG thread

Part no.	Size PG	Cable Ø from / to mm	Thread length mm	Spanner size mm	Unit	Net EUR/100 items at a purchase of		
						up to 100	101 - 500	501 - 1000
90586	7	5,0 - 7,0	5,0	14	100	o. r.	o. r.	o. r.
90587	9	5,0 - 10,0	6,0	17	50	o. r.	o. r.	o. r.
90588	11	5,0 - 10,0	6,0	20	50	o. r.	o. r.	o. r.
90589	13,5	9,0 - 14,0	6,5	22	50	o. r.	o. r.	o. r.
90590	16	10,0 - 15,0	6,5	24	50	o. r.	o. r.	o. r.
90591	21	12,0 - 19,0	7,0	30	25	o. r.	o. r.	o. r.
90592	29	22,0 - 28,0	8,0	40	25	o. r.	o. r.	o. r.
90593	36	28,0 - 36,0	9,0	50	10	o. r.	o. r.	o. r.
90594	42	35,0 - 45,0	10,0	60	10	o. r.	o. r.	o. r.
90595	48	34,0 - 49,0	11,0	65	10	o. r.	o. r.	o. r.

BSP thread

Part no.	Size BSP	Cable Ø from / to mm	Thread length mm	Spanner size mm	Unit	Net EUR/100 items at a purchase of		
						up to 100	101 - 500	501 - 1000
90596	G 3/8"	4,0 - 12,0	6,0	22	50	o. r.	o. r.	o. r.
90597	G 1/2"	7,0 - 15,0	8,0	24	50	o. r.	o. r.	o. r.
90598	G 3/4"	9,0 - 20,0	10,0	32	25	o. r.	o. r.	o. r.
90599	G 1"	18,0 - 28,0	11,0	40	25	o. r.	o. r.	o. r.
90600	G 1 1/2"	25,0 - 35,0	12,0	50	10	o. r.	o. r.	o. r.
90601	G 2"	34,0 - 49,0	12,0	64	5	o. r.	o. r.	o. r.

Dimensions and specifications may be changed without prior notice.

o. r. = on request

SD-XXL Cable gland

For particularly large cable diameters



SD-XXL

Gas and watertight gland for very large cable diameters. The quality is similar to an incision sealing ring and guarantees extensive clamping ranges.

Material

Brass, nickel plated
Seal: NBR
O-ring: NBR

Properties

- Large-area cable sealing
- Easy to assemble
- Large clamping range

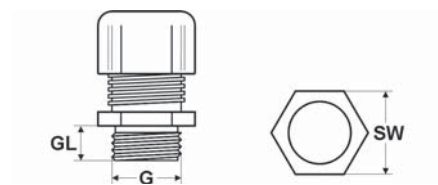
Note

BSP-variant: Without O-ring at threaded connection. Sealing insert made of TPE.

Technical data

Protection class: IP 68 - 10 bar

Temperature range: -40°C up to +100°C



Dimensions

G Thread size
GL Thread length
SW Spanner size

Metric thread

Part no.	Size Metr.	Cable Ø from / to mm	Thread length mm	Spanner size mm	Unit	Net EUR/100 items at a purchase of		
						up to 100	101 - 500	501 - 1000
905570	M72 x 2,0	56,0 - 61,0	16,0	77	1	o. r.	o. r.	o. r.
905506	M75 x 1,5	56,0 - 61,0	16,0	77	1	o. r.	o. r.	o. r.
905571	M75 x 2,0	56,0 - 61,0	16,0	77	1	o. r.	o. r.	o. r.
905573	M80 x 2,0	50,0 - 56,0	18,0	90	1	o. r.	o. r.	o. r.
905572	M80 x 2,0	60,0 - 66,0	18,0	90	1	o. r.	o. r.	o. r.
905575	M85 x 2,0	63,0 - 70,0	22,0	96	1	o. r.	o. r.	o. r.
905574	M85 x 2,0	68,0 - 76,0	22,0	96	1	o. r.	o. r.	o. r.
905576	M90 x 2,0	68,0 - 76,0	22,0	98 / 96	1	o. r.	o. r.	o. r.
905577	M110 x 2,0	75,0 - 82,0	25,0	125 / 110	1	o. r.	o. r.	o. r.
905578	M120 x 2,0	88,0 - 95,0	25,0	120 / 116	1	o. r.	o. r.	o. r.

BSP thread

Part no.	Size BSP	Cable Ø from / to mm	Thread length mm	Spanner size mm	Unit	Net EUR/100 items at a purchase of		
						up to 100	101 - 500	501 - 1000
90604	G 3"	58,0 - 65,0	18,0	100	1	o. r.	o. r.	o. r.
90605	G 3"	63,0 - 70,0	18,0	100	1	o. r.	o. r.	o. r.
90606	G 4"	68,0 - 75,0	22,0	125	1	o. r.	o. r.	o. r.
90607	G 4"	73,0 - 80,0	22,0	125	1	o. r.	o. r.	o. r.
90608	G 4"	78,0 - 85,0	22,0	125	1	o. r.	o. r.	o. r.
90609	G 4"	83,0 - 90,0	22,0	125	1	o. r.	o. r.	o. r.
93440	G 5"	91,0 - 97,0	22,0	150	1	o. r.	o. r.	o. r.
93441	G 5"	97,0 - 104,0	22,0	150	1	o. r.	o. r.	o. r.
93442	G 5"	102,0 - 109,0	22,0	150	1	o. r.	o. r.	o. r.
93443	G 5"	109,0 - 116,0	22,0	150	1	o. r.	o. r.	o. r.

Dimensions and specifications may be changed without prior notice.

o. r. = on request

STS Cable gland to DIN

Hexagonal



STS

Hexagonal brass gland acc. to DIN 46320.

Application

- Plant and machine construction
- Robotics
- Automation technology
- Vehicle construction and shipbuilding
- Railway technology
- Installation technology
- Control cabinet construction

Material

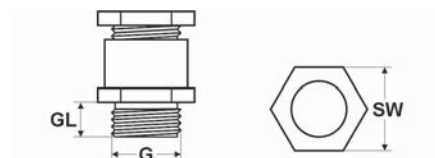
Brass, nickel plated
Seal: NR
Thrust rings: Galvanized steel

Note

Protection classification IP 65 with additional O-ring mounted at the thread.

Technical data

Protection class: IP 54
Temperature range: -20°C up to +60°C



Dimensions

G Thread size
GL Thread length
SW Spanner size

Metric thread

Part no.	Size Metr.	Cable Ø from / to mm	Thread length mm	Spanner size mm	Unit	Net EUR/ 100 items at a purchase of		
						up to 100	101 - 500	501 - 1000
98098	M12 x 1,5	4,0 - 6,0	5,0	14	100	o. r.	o. r.	o. r.
98099	M16 x 1,5	8,0 - 10,0	5,0	18	100	o. r.	o. r.	o. r.
98100	M20 x 1,5	8,0 - 10,0	6,0	22	50	o. r.	o. r.	o. r.
98101	M20 x 1,5	10,0 - 12,0	6,0	22	50	o. r.	o. r.	o. r.
98102	M20 x 1,5	12,0 - 14,0	6,0	24	50	o. r.	o. r.	o. r.
98103	M25 x 1,5	17,0 - 19,0	7,0	30	50	o. r.	o. r.	o. r.
98104	M32 x 1,5	26,0 - 27,0	8,0	39	25	o. r.	o. r.	o. r.
98105	M40 x 1,5	33,0 - 35,0	8,0	50	10	o. r.	o. r.	o. r.
98106	M50 x 1,5	39,0 - 41,0	9,0	57	5	o. r.	o. r.	o. r.
98107	M63 x 1,5	43,0 - 45,0	10,0	66	5	o. r.	o. r.	o. r.

PG thread

Part no.	Size PG	Cable Ø from / to mm	Thread length mm	Spanner size mm	Unit	Net EUR/ 100 items at a purchase of		
						up to 100	101 - 500	501 - 1000
90540	7	6,0 - 8,0	5,0	14 / 13	50	o. r.	o. r.	o. r.
90541	9	8,0 - 10,0	6,0	17 / 15	50	o. r.	o. r.	o. r.
90542	11	10,0 - 12,0	6,0	20 / 18	50	o. r.	o. r.	o. r.
90543	13,5	12,0 - 14,0	6,5	22 / 20	50	o. r.	o. r.	o. r.
90544	16	14,0 - 16,0	6,5	24 / 22	50	o. r.	o. r.	o. r.
90545	21	17,0 - 19,0	7,0	30 / 28	25	o. r.	o. r.	o. r.
90546	29	26,0 - 28,0	8,0	40 / 37	25	o. r.	o. r.	o. r.
90547	36	33,0 - 35,0	9,0	50 / 47	10	o. r.	o. r.	o. r.
90548	42	39,0 - 41,0	10,0	57 / 54	5	o. r.	o. r.	o. r.
90549	48	45,0 - 47,0	10,0	64 / 60	5	o. r.	o. r.	o. r.

Dimensions and specifications may be changed without prior notice.

o. r. = on request

STV Cable gland acc. to DIN

Hexagonal - with incision sealing ring



STV

Hexagonal brass gland with incision sealing ring acc. to DIN 46320.

Application

- Plant and machine construction
- Robotics
- Automation technology
- Vehicle construction and shipbuilding
- Railway technology
- Installation technology
- Control cabinet construction

Material

Brass, nickel plated
Seal: Cutable sealing ring (NR)
Thrust rings: Galvanized steel

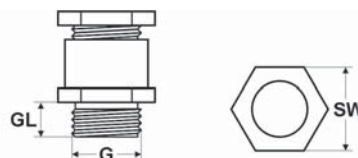
Note

Protection classification IP 65 with additional O-ring mounted at the thread.

Technical data

Protection class: IP 54

Temperature range: -30°C up to +80°C



Dimensions

G Thread size
GL Thread length
SW Spanner size

Metric thread

Part no.	Size Metr.	Cable Ø incisions from / to mm	Thread length mm	Spanner size mm	Unit	Net EUR/100 items at a purchase of		
						up to 100	101 - 500	501 - 1000
90090	M16 x 1,5	5/7,5/10	5,0	18	100	o. r.	o. r.	o. r.
90091	M20 x 1,5	7,5/10/12,5	6,0	22	50	o. r.	o. r.	o. r.
90092	M20 x 1,5	7,5/10/12,5/15	6,0	24	50	o. r.	o. r.	o. r.
90093	M25 x 1,5	10/13/16/19	6,0	30	50	o. r.	o. r.	o. r.
90094	M32 x 1,5	18/21/24/27	6,0	39	25	o. r.	o. r.	o. r.
90095	M40 x 1,5	24/27/30/33	7,0	50	10	o. r.	o. r.	o. r.
90096	M50 x 1,5	30/33/36/39	8,0	57	5	o. r.	o. r.	o. r.
90097	M63 x 1,5	36/39/42/45	9,0	66	5	o. r.	o. r.	o. r.

PG thread

Part no.	Size PG	Cable Ø incisions from / to mm	Thread length mm	Spanner size mm	Unit	Net EUR/100 items at a purchase of		
						up to 100	101 - 500	501 - 1000
90550	9	5/7,5/10	6,0	17	100	o. r.	o. r.	o. r.
90551	11	7,5/10/12,5	6,0	20	50	o. r.	o. r.	o. r.
90552	13,5	7,5/10/12,5	6,5	22	50	o. r.	o. r.	o. r.
90553	16	7,5/10/12,5/15	6,5	24	50	o. r.	o. r.	o. r.
90554	21	10/13/16/19	7,0	30	50	o. r.	o. r.	o. r.
90555	29	18/21/24/27	8,0	40	25	o. r.	o. r.	o. r.
90556	36	24/27/30/33	9,0	50	20	o. r.	o. r.	o. r.
90557	42	30/33/36/39	10,0	57	10	o. r.	o. r.	o. r.
90558	48	36/39/42/45	10,0	64	5	o. r.	o. r.	o. r.

Dimensions and specifications may be changed without prior notice.

o. r. = on request

STR Cable gland acc. to DIN

Round



STR

Round brass gland acc. to DIN 46320.

Application

- Plant and machine construction
- Robotics
- Automation technology
- Vehicle construction and shipbuilding
- Railway technology
- Installation technology
- Control cabinet construction

Material

Brass, nickel plated
Seal: NR

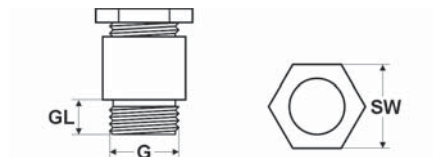
Note

Protection classification IP 65 with additional O-ring mounted at the thread.

Technical data

Protection class: IP 54

Temperature range: -30°C up to +80°C



Dimensions

G Thread size
GL Thread length
SW Spanner size

Metric thread

Part no.	Size Metr.	Cable Ø from / to mm	Thread length mm	Spanner size mm	Unit	Net EUR/ 100 items at a purchase of		
						up to 100	101 - 500	501 - 1000
98088	M12 x 1,5	4,0 - 6,0	5,0	13	100	o. r.	o. r.	o. r.
98089	M16 x 1,5	8,0 - 10,0	5,0	15	100	o. r.	o. r.	o. r.
98090	M20 x 1,5	8,0 - 10,0	6,0	18	50	o. r.	o. r.	o. r.
98091	M20 x 1,5	10,0 - 12,0	6,0	20	50	o. r.	o. r.	o. r.
98092	M20 x 1,5	12,0 - 14,0	6,0	22	50	o. r.	o. r.	o. r.
98093	M25 x 1,5	17,0 - 19,0	6,0	28	50	o. r.	o. r.	o. r.
98094	M32 x 1,5	26,0 - 27,0	6,0	37	25	o. r.	o. r.	o. r.
98095	M40 x 1,5	33,0 - 35,0	7,0	47	10	o. r.	o. r.	o. r.
98096	M50 x 1,5	39,0 - 41,0	8,0	54	5	o. r.	o. r.	o. r.
98097	M63 x 1,5	43,0 - 45,0	9,0	60	5	o. r.	o. r.	o. r.

PG thread

Part no.	Size PG	Cable Ø from / to mm	Thread length mm	Spanner size mm	Unit	Net EUR/ 100 items at a purchase of		
						up to 100	101 - 500	501 - 1000
90530	7	4,0 - 6,0	5,0	13	50	o. r.	o. r.	o. r.
90531	9	8,0 - 10,0	6,0	15	50	o. r.	o. r.	o. r.
90532	11	8,0 - 10,0	6,0	18	50	o. r.	o. r.	o. r.
90533	13,5	10,0 - 12,0	6,5	20	50	o. r.	o. r.	o. r.
90534	16	12,0 - 14,0	6,5	22	50	o. r.	o. r.	o. r.
90535	21	17,0 - 19,0	7,0	28	25	o. r.	o. r.	o. r.
90536	29	26,0 - 28,0	8,0	37	25	o. r.	o. r.	o. r.
90537	36	33,0 - 35,0	9,0	47	10	o. r.	o. r.	o. r.
90538	42	39,0 - 41,0	10,0	54	5	o. r.	o. r.	o. r.
90539	48	45,0 - 47,0	10,0	60	5	o. r.	o. r.	o. r.

Dimensions and specifications may be changed without prior notice.

o. r. = on request

STS-F Flat cable gland



STS-F

Brass gland for flat cables.

Application

- Plant and machine construction
- Robotics
- Automation technology
- Vehicle construction and shipbuilding
- Railway technology
- Installation technology
- Control cabinet construction

Material

Brass, nickel plated
Seal: SBR
Thrust washers: Galvanized steel

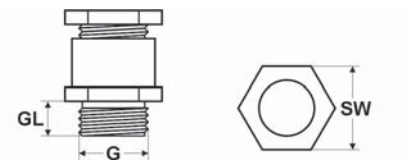
Note

Protection classification IP 65 with an additional O-ring on the external thread.

Technical data

Protection class: IP 54

Temperature range: -30°C up to +80°C



Dimensions

G Thread size
GL Thread length
SW Spanner size

Metric thread

Part no.	Size Metr.	Cable thickness from / to mm	Cable width from / to mm	Thread length mm	Spanner size mm	Unit	Net EUR/100 items at a purchase of		
							up to 100	101 - 500	501 - 1000
94484	M20 x 1,5	1,0 - 5,0	3,0 - 16,0	6,0	24 / 22	50	o. r.	o. r.	o. r.
94485	M25 x 1,5	3,0 - 8,0	9,0 - 21,0	7,0	30 / 28	50	o. r.	o. r.	o. r.
94486	M32 x 1,5	4,0 - 11,5	14,0 - 30,0	8,0	39 / 37	25	o. r.	o. r.	o. r.
94487	M40 x 1,5	4,0 - 11,5	24,0 - 40,0	8,0	50 / 47	10	o. r.	o. r.	o. r.
94488	M50 x 1,5	5,0 - 12,0	29,0 - 45,0	9,0	57 / 54	5	o. r.	o. r.	o. r.
94489	M63 x 1,5	5,0 - 12,0	34,0 - 50,0	10,0	66 / 60	5	o. r.	o. r.	o. r.

PG thread

Part no.	Size PG	Cable thickness from / to mm	Cable width from / to mm	Thread length mm	Spanner size mm	Unit	Net EUR/100 items at a purchase of		
							up to 100	101 - 500	501 - 1000
90100	16	1,0 - 5,0	3,0 - 16,0	6,5	24 / 22	50	o. r.	o. r.	o. r.
90101	21	3,0 - 8,0	9,0 - 21,0	7,0	30 / 28	50	o. r.	o. r.	o. r.
90102	29	4,0 - 11,5	14,0 - 30,0	8,0	40 / 37	25	o. r.	o. r.	o. r.
90103	36	4,0 - 11,5	24,0 - 40,0	9,0	50 / 47	20	o. r.	o. r.	o. r.
90104	42	5,0 - 12,0	29,0 - 45,0	10,0	57 / 54	10	o. r.	o. r.	o. r.
90105	48	5,0 - 12,0	34,0 - 50,0	10,0	64 / 60	5	o. r.	o. r.	o. r.

Dimensions and specifications may be changed without prior notice.

o. r. = on request



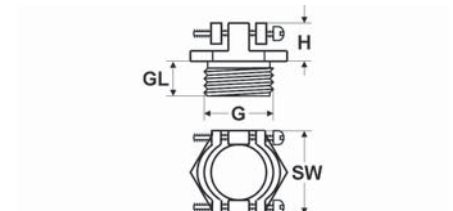
ZE
As relieving strain for cables.

Material
Brass, nickel plated

Technical data
Temperature range: up to +200°C

Application

- Plant and machine construction
- Robotics
- Automation technology
- Vehicle construction and shipbuilding
- Railway technology
- Installation technology
- Control cabinet construction



Dimensions

- G Thread size
- GL Thread length
- SW Spanner size
- H Height without thread

Metric thread

Part no.	Size Metr.	Thread length mm	Spanner size mm	Height mm	Unit	Net EUR/ 100 items at a purchase of		
						up to 100	101 - 500	501 - 1000
905877	M12 x 1,5	5,5	16	9,5	100	o. r.	o. r.	o. r.
905878	M16 x 1,5	6,0	19	10,0	100	o. r.	o. r.	o. r.
905879	M20 x 1,5	6,5	24	11,5	50	o. r.	o. r.	o. r.
905880	M25 x 1,5	8,0	34	13,0	50	o. r.	o. r.	o. r.
905881	M32 x 1,5	8,0	42	14,0	25	o. r.	o. r.	o. r.
905882	M40 x 1,5	9,5	52	16,0	25	o. r.	o. r.	o. r.
905883	M50 x 1,5	9,5	52	16,0	10	o. r.	o. r.	o. r.

PG thread

Part no.	Size PG	Thread length mm	Spanner size mm	Height mm	Unit	Net EUR/ 100 items at a purchase of		
						up to 100	101 - 500	501 - 1000
99049	7	5,5	16	9,3	100	o. r.	o. r.	o. r.
99050	9	6,0	19	10,6	100	o. r.	o. r.	o. r.
99051	11	6,0	22	10,7	100	o. r.	o. r.	o. r.
99052	13,5	6,5	24	11,3	50	o. r.	o. r.	o. r.
99053	16	6,5	26	11,8	50	o. r.	o. r.	o. r.
99054	21	7,5	33	13,3	50	o. r.	o. r.	o. r.
99055	29	8,0	42	13,8	25	o. r.	o. r.	o. r.
99056	36	9,5	52	15,8	10	o. r.	o. r.	o. r.
99057	42	10,0	59	16,3	10	o. r.	o. r.	o. r.
99058	48	11,0	64	16,3	10	o. r.	o. r.	o. r.

Dimensions and specifications may be changed without prior notice.

o. r. = on request

ZES Cable gland

With strain relief and incision sealing ring



ZES

Hexagonal brass strain relief gland with incision sealing ring.

Material

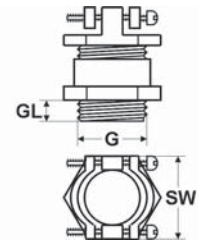
Brass, nickel plated
Seal: NBR
Thrust rings: Galvanized steel

Technical data

Protection class: IP 54
Temperature range: -20°C up to +60°C

Application

- Plant and machine construction
- Robotics
- Automation technology
- Vehicle construction and shipbuilding
- Railway technology
- Installation technology
- Control cabinet construction



Dimensions

G Thread size
GL Thread length
SW Spanner size

Metric thread

Part no.	Size Metr.	Cable Ø incisions from / to mm	Thread length mm	Spanner size mm	Unit	Net EUR/ 100 items at a purchase of		
						up to 100	101 - 500	501 - 1000
90275	M12 x 1,5	5/7	5,0	14	50	o. r.	o. r.	o. r.
90276	M16 x 1,5	5,5/9	5,0	18	50	o. r.	o. r.	o. r.
90278	M20 x 1,5	7/10/13	6,0	22	50	o. r.	o. r.	o. r.
908421	M20 x 1,5	7/10/13	6,0	24	50	o. r.	o. r.	o. r.
908422	M25 x 1,5	11/14/17	7,0	30	25	o. r.	o. r.	o. r.
908423	M32 x 1,5	19/21/24	8,0	39	20	o. r.	o. r.	o. r.
90282	M40 x 1,5	26/29/32	8,0	50	10	o. r.	o. r.	o. r.
90283	M50 x 1,5	35/38/41	9,0	57	5	o. r.	o. r.	o. r.
90284	M63 x 1,5	44/47/50	10,0	66	5	o. r.	o. r.	o. r.

PG thread

Part no.	Size PG	Cable Ø incisions from / to mm	Thread length mm	Spanner size mm	Unit	Net EUR/ 100 items at a purchase of		
						up to 100	101 - 500	501 - 1000
90569	7	7	5,0	14	50	o. r.	o. r.	o. r.
90570	9	5/7,5/10	6,0	17	50	o. r.	o. r.	o. r.
90571	11	7,5/10/12,5	6,0	20	50	o. r.	o. r.	o. r.
90572	13,5	7,5/10/12,5	6,5	22	50	o. r.	o. r.	o. r.
90573	16	7,5/10/12,5/15	6,5	24	50	o. r.	o. r.	o. r.
90574	21	10/13/16/19	7,0	30	25	o. r.	o. r.	o. r.
90575	29	18/21/24/27	8,0	40	25	o. r.	o. r.	o. r.
90576	36	24/27/30/33	9,0	50	10	o. r.	o. r.	o. r.
90577	42	30/33/36/39	10,0	57	5	o. r.	o. r.	o. r.
90578	48	36/39/42/45	10,0	64	5	o. r.	o. r.	o. r.

Dimensions and specifications may be changed without prior notice.

o. r. = on request



ZEI

Strain relief with female thread. For strain relief of cables and wires or rather when using protection tubes.

Material

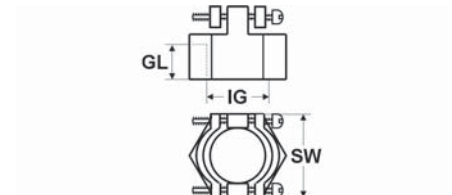
Brass, nickel plated

Technical data

Temperature range: up to +200°C

Application

- Plant and machine construction
- Robotics
- Automation technology
- Vehicle construction and shipbuilding
- Railway technology
- Installation technology
- Control cabinet construction



Dimensions

- IG Thread size inside
- GL Thread length
- SW Spanner size

PG thread - female

Part no.	Size PG	Thread length mm	Spanner size mm	Unit	Net EUR/100 items at a purchase of		
					up to 100	101 - 500	501 - 1000
94240	7	7,0	16	100	o. r.	o. r.	o. r.
94241	9	7,0	19	100	o. r.	o. r.	o. r.
94242	11	7,0	22	100	o. r.	o. r.	o. r.
94244	16	7,0	26	50	o. r.	o. r.	o. r.
94245	21	10,0	33	25	o. r.	o. r.	o. r.
94246	29	10,0	42	10	o. r.	o. r.	o. r.
94247	36	10,0	52	10	o. r.	o. r.	o. r.

Dimensions and specifications may be changed without prior notice.

o. r. = on request

Adapter hexagonal



Adapter hexagonal brass

Hexagonal brass adapter for thread adjustment from metric to PG and NPT.

Material

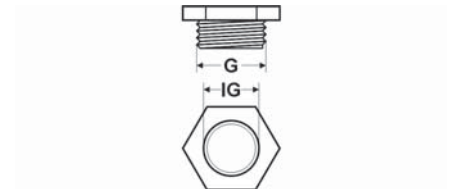
Brass, nickel plated

Technical data

Temperature range: up to +200°C

Application

- Plant and machine construction
- Robotics
- Automation technology
- Vehicle construction and shipbuilding
- Railway technology
- Installation technology
- Control cabinet construction



Dimensions

G Thread size outside
 IG Thread size inside
 GL Thread length
 SW Spanner size

From metric to PG

Part no.	Size metr. outside	Size PG inside	Thread length mm	Spanner size mm	Unit	Net EUR/100 items at a purchase of		
						up to 100	101 - 500	501 - 1000
904296	M16 x 1,5	7	6,5	17	100	o. r.	o. r.	o. r.
904297	M20 x 1,5	7	7,0	22	50	o. r.	o. r.	o. r.
904298	M20 x 1,5	9	7,0	22	50	o. r.	o. r.	o. r.
904299	M25 x 1,5	9	7,5	27	50	o. r.	o. r.	o. r.
904300	M25 x 1,5	11	7,5	27	50	o. r.	o. r.	o. r.
904301	M25 x 1,5	13,5	7,5	27	50	o. r.	o. r.	o. r.
904302	M25 x 1,5	16	7,5	27	50	o. r.	o. r.	o. r.
904303	M32 x 1,5	13,5	8,0	35	25	o. r.	o. r.	o. r.
904304	M32 x 1,5	16	8,0	35	25	o. r.	o. r.	o. r.
904305	M32 x 1,5	21	8,0	35	25	o. r.	o. r.	o. r.
904306	M40 x 1,5	16	8,0	43	10	o. r.	o. r.	o. r.
904307	M40 x 1,5	21	8,0	43	10	o. r.	o. r.	o. r.
904308	M50 x 1,5	21	10,0	54	10	o. r.	o. r.	o. r.
904309	M50 x 1,5	29	10,0	54	10	o. r.	o. r.	o. r.
904310	M63 x 1,5	29	10,0	65	5	o. r.	o. r.	o. r.
904311	M63 x 1,5	36	10,0	65	5	o. r.	o. r.	o. r.
904312	M63 x 1,5	42	10,0	65	5	o. r.	o. r.	o. r.

Continuation ►

Adapter hexagonal

From metric to PG - high-profile design

Part no.	Size metr. outside	Size PG inside	Thread length mm	Spanner size mm	Unit	Net EUR/ 100 items at a purchase of		
						up to 100	101 - 500	501 - 1000
904313	M12 x 1,5	7	5,0	14	100	o. r.	o. r.	o. r.
904314	M12 x 1,5	9	6,0	17	100	o. r.	o. r.	o. r.
904315	M16 x 1,5	9	6,0	18	100	o. r.	o. r.	o. r.
904316	M16 x 1,5	11	5,0	20	100	o. r.	o. r.	o. r.
904317	M20 x 1,5	11	6,0	22	100	o. r.	o. r.	o. r.
904318	M20 x 1,5	13,5	6,5	22	100	o. r.	o. r.	o. r.
904319	M20 x 1,5	16	6,5	24	100	o. r.	o. r.	o. r.
904320	M25 x 1,5	21	7,0	30	50	o. r.	o. r.	o. r.
904321	M32 x 1,5	29	8,0	40	25	o. r.	o. r.	o. r.
904322	M40 x 1,5	29	8,0	43	25	o. r.	o. r.	o. r.
904323	M40 x 1,5	36	9,0	50	25	o. r.	o. r.	o. r.
904324	M50 x 1,5	36	10,0	54	10	o. r.	o. r.	o. r.
904325	M50 x 1,5	42	10,0	57	10	o. r.	o. r.	o. r.
904326	M63 x 1,5	48	10,0	66	5	o. r.	o. r.	o. r.

From metric to NPT - high-profile design

Part no.	Size metr. outside	Size NPT inside	Thread length mm	Spanner size mm	Unit	Net EUR/ 100 items at a purchase of		
						up to 100	101 - 500	501 - 1000
94166	M16 x 1,5	1/2"	6,0	24	50	o. r.	o. r.	o. r.
94167	M20 x 1,5	1/2"	6,0	24	50	o. r.	o. r.	o. r.
94168	M25 x 1,5	1/2"	7,0	30	50	o. r.	o. r.	o. r.
94169	M25 x 1,5	3/4"	7,0	30	50	o. r.	o. r.	o. r.

From PG to metric

Part no.	Size PG outside	Size metr. inside	Thread length mm	Spanner size mm	Unit	Net EUR/ 100 items at a purchase of		
						up to 100	101 - 500	501 - 1000
904327	13,5	M16 x 1,5	6,5	24	50	o. r.	o. r.	o. r.
904328	16	M20 x 1,5	6,5	24	50	o. r.	o. r.	o. r.
904329	21	M25 x 1,5	7,0	30	25	o. r.	o. r.	o. r.
904330	29	M32 x 1,5	8,0	40	10	o. r.	o. r.	o. r.
904331	36	M40 x 1,5	9,0	50	10	o. r.	o. r.	o. r.

From PG to metric - high profile design

Part no.	Size PG outside	Size metr. inside	Thread length mm	Spanner size mm	Unit	Net EUR/ 100 items at a purchase of		
						up to 100	101 - 500	501 - 1000
904332	7	M12 x 1,5	5,0	14	100	o. r.	o. r.	o. r.
904333	9	M16 x 1,5	6,0	19	100	o. r.	o. r.	o. r.
904334	11	M16 x 1,5	6,0	22	50	o. r.	o. r.	o. r.
904335	13,5	M20 x 1,5	6,5	24	50	o. r.	o. r.	o. r.
904336	16	M20 x 1,5	6,5	27	50	o. r.	o. r.	o. r.
904337	16	M25 x 1,5	6,5	30	50	o. r.	o. r.	o. r.
904338	21	M25 x 1,5	7,0	32	50	o. r.	o. r.	o. r.
904339	21	M32 x 1,5	7,0	36	25	o. r.	o. r.	o. r.
904340	29	M40 x 1,5	8,0	43	25	o. r.	o. r.	o. r.
904341	36	M50 x 1,5	9,0	55	10	o. r.	o. r.	o. r.
904342	42	M63 x 1,5	10,0	65	10	o. r.	o. r.	o. r.

From PG to NPT - high profile design

Part no.	Size PG outside	Size NPT inside	Thread length mm	Spanner size mm	Unit	Net EUR/ 100 items at a purchase of		
						up to 100	101 - 500	501 - 1000
94174	11	1/2"	6,0	24	50	o. r.	o. r.	o. r.
94175	13,5	1/2"	6,5	24	50	o. r.	o. r.	o. r.
94176	16	1/2"	6,5	24	50	o. r.	o. r.	o. r.
94177	21	1/2"	7,0	30	50	o. r.	o. r.	o. r.
94178	21	3/4"	7,0	30	25	o. r.	o. r.	o. r.

Dimensions and specifications may be changed without prior notice.

o. r. = on request

Adapter round



Adapter round brass

Round brass adapter for thread adjustment from metric to PG and NPT.

Material

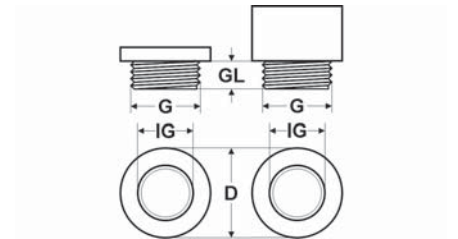
Brass, nickel plated

Technical data

Temperature range: up to +200°C

Application

- Plant and machine construction
- Robotics
- Automation technology
- Vehicle construction and shipbuilding
- Railway technology
- Installation technology
- Control cabinet construction



Dimensions

- G Thread size outside
- IG Thread size inside
- GL Thread length
- D Outer diameter

From metric to PG

Part no.	Size metr. outside	Size PG inside	Thread length mm	Outer Ø mm	Unit	Net EUR/100 items at a purchase of		
						up to 100	101 - 500	501 - 1000
904343	M16 x 1,5	7	6,5	18,0	100	o. r.	o. r.	o. r.
904344	M20 x 1,5	7	7,0	22,0	50	o. r.	o. r.	o. r.
904345	M20 x 1,5	9	7,0	22,0	50	o. r.	o. r.	o. r.
904346	M25 x 1,5	9	7,5	27,0	50	o. r.	o. r.	o. r.
904347	M25 x 1,5	11	7,5	27,0	50	o. r.	o. r.	o. r.
904348	M25 x 1,5	13,5	7,5	27,0	50	o. r.	o. r.	o. r.
904349	M25 x 1,5	16	7,5	27,0	50	o. r.	o. r.	o. r.
904350	M32 x 1,5	13,5	8,0	34,0	25	o. r.	o. r.	o. r.
904351	M32 x 1,5	16	8,0	34,0	25	o. r.	o. r.	o. r.
904352	M32 x 1,5	21	8,0	34,0	25	o. r.	o. r.	o. r.
904353	M40 x 1,5	16	8,0	43,0	10	o. r.	o. r.	o. r.
904354	M40 x 1,5	21	8,0	43,0	10	o. r.	o. r.	o. r.
904355	M50 x 1,5	21	9,0	53,0	10	o. r.	o. r.	o. r.
904356	M50 x 1,5	29	9,0	53,0	10	o. r.	o. r.	o. r.
904357	M63 x 1,5	29	10,0	66,0	5	o. r.	o. r.	o. r.
904358	M63 x 1,5	36	10,0	66,0	5	o. r.	o. r.	o. r.
904359	M63 x 1,5	42	10,0	66,0	5	o. r.	o. r.	o. r.

Continuation ►

Adapter round

From metric to PG - high-profile design

Part no.	Size metr. outside	Size PG inside	Thread length mm	Outer Ø mm	Unit	Net EUR/ 100 items at a purchase of		
						up to 100	101 - 500	501 - 1000
904360	M12 x 1,5	7	5,0	14,0	100	o. r.	o. r.	o. r.
904361	M12 x 1,5	9	6,0	18,0	100	o. r.	o. r.	o. r.
904362	M16 x 1,5	9	5,0	18,0	100	o. r.	o. r.	o. r.
904363	M16 x 1,5	11	5,0	20,0	100	o. r.	o. r.	o. r.
904364	M20 x 1,5	11	6,0	22,0	100	o. r.	o. r.	o. r.
904365	M20 x 1,5	13,5	6,0	22,0	100	o. r.	o. r.	o. r.
904366	M20 x 1,5	16	6,0	24,0	100	o. r.	o. r.	o. r.
904367	M25 x 1,5	21	7,0	30,0	50	o. r.	o. r.	o. r.
904368	M32 x 1,5	29	8,0	39,0	50	o. r.	o. r.	o. r.
904369	M40 x 1,5	29	8,0	43,0	10	o. r.	o. r.	o. r.
904370	M40 x 1,5	36	8,0	50,0	25	o. r.	o. r.	o. r.
904371	M50 x 1,5	36	9,0	53,0	10	o. r.	o. r.	o. r.
904372	M50 x 1,5	42	9,0	57,0	25	o. r.	o. r.	o. r.
904373	M63 x 1,5	48	10,0	68,0	10	o. r.	o. r.	o. r.

From PG to metric

Part no.	Size PG outside	Size metr. inside	Thread length mm	Outer Ø mm	Unit	Net EUR/ 100 items at a purchase of		
						up to 100	101 - 500	501 - 1000
904374	11	M20 x 1,5	6,0	22,0	100	o. r.	o. r.	o. r.
904375	13,5	M20 x 1,5	6,5	24,0	50	o. r.	o. r.	o. r.
94098	16	M20 x 1,5	6,5	24,0	50	o. r.	o. r.	o. r.
94102	21	M25 x 1,5	7,0	30,0	100	o. r.	o. r.	o. r.

From PG to metric - high-profile design

Part no.	Size PG outside	Size metr. inside	Thread length mm	Outer Ø mm	Unit	Net EUR/ 100 items at a purchase of		
						up to 100	101 - 500	501 - 1000
904376	9	M16 x 1,5	6,0	20,0	100	o. r.	o. r.	o. r.
904377	11	M20 x 1,5	6,5	22,0	100	o. r.	o. r.	o. r.
904378	13,5	M20 x 1,5	6,5	22,0	100	o. r.	o. r.	o. r.
904379	16	M25 x 1,5	6,5	27,0	50	o. r.	o. r.	o. r.

Dimensions and specifications may be changed without prior notice.

o. r. = on request

EW round Extender



EW round

Brass extender. Transition from small to large thread.

Material

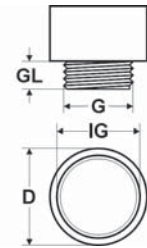
Brass, nickel plated

Technical data

Temperature range: up to +200°C

Application

- Plant and machine construction
- Robotics
- Automation technology
- Vehicle construction and shipbuilding
- Railway technology
- Installation technology
- Control cabinet construction



Dimensions

- G Thread size outside
- IG Thread size inside
- GL Thread length
- D Outer diameter

From metric to metric

Part no.	Size metr. outside	Size metr. inside	Thread length mm	Outer Ø mm	Unit	Net EUR/100 items at a purchase of		
						up to 100	101 - 500	501 - 1000
94064	M12 x 1,5	M16 x 1,5	5,0	18,0	100	o. r.	o. r.	o. r.
94066	M16 x 1,5	M20 x 1,5	5,0	22,0	100	o. r.	o. r.	o. r.
94069	M20 x 1,5	M25 x 1,5	6,0	27,0	50	o. r.	o. r.	o. r.
94072	M25 x 1,5	M32 x 1,5	7,0	34,0	50	o. r.	o. r.	o. r.
94075	M32 x 1,5	M40 x 1,5	8,0	42,0	50	o. r.	o. r.	o. r.
94078	M40 x 1,5	M50 x 1,5	8,0	52,0	25	o. r.	o. r.	o. r.
94081	M50 x 1,5	M63 x 1,5	9,0	66,0	10	o. r.	o. r.	o. r.

From PG to PG

Part no.	Size PG outside	Size PG inside	Thread length mm	Outer Ø mm	Unit	Net EUR/100 items at a purchase of		
						up to 100	101 - 500	501 - 1000
90630	7	9	5,0	17,0	100	o. r.	o. r.	o. r.
90631	9	11	6,0	20,0	100	o. r.	o. r.	o. r.
90632	9	13,5	6,0	22,0	100	o. r.	o. r.	o. r.
90633	11	13,5	6,0	22,0	100	o. r.	o. r.	o. r.
90634	11	16	6,0	24,0	50	o. r.	o. r.	o. r.
90635	13,5	16	6,5	24,0	50	o. r.	o. r.	o. r.
90636	13,5	21	6,5	30,0	25	o. r.	o. r.	o. r.
90637	16	21	6,5	30,0	25	o. r.	o. r.	o. r.
90638	21	29	7,0	39,0	100	o. r.	o. r.	o. r.
90639	29	36	8,0	50,0	50	o. r.	o. r.	o. r.
90640	36	42	9,0	57,0	25	o. r.	o. r.	o. r.
90641	42	48	10,0	64,0	10	o. r.	o. r.	o. r.

Dimensions and specifications may be changed without prior notice.

o. r. = on request

RE hexagonal Reducer



RE hexagonal brass

Brass reducer. Transition from large to small thread.

Material

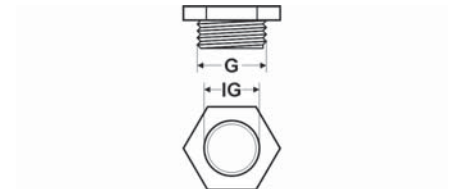
Brass, nickel plated

Technical data

Temperature range: up to +200°C

Application

- Plant and machine construction
- Automation technology
- Vehicle construction and shipbuilding
- Installation technology



Abmessungen

- G Thread size outside
- IG Thread size inside
- GL Thread length
- SW Spanner size

From metric to metric

Part no.	Size metr. outside	Size metr. inside	Thread length mm	Spanner size mm	Unit	Net EUR/100 items at a purchase of		
						up to 100	101 - 500	501 - 1000
904380	M16 x 1,5	M12 x 1,5	6,5	17	100	o. r.	o. r.	o. r.
904381	M20 x 1,5	M12 x 1,5	7,0	22	50	o. r.	o. r.	o. r.
904382	M20 x 1,5	M16 x 1,5	7,0	22	50	o. r.	o. r.	o. r.
904383	M25 x 1,5	M16 x 1,5	7,5	27	50	o. r.	o. r.	o. r.
904384	M25 x 1,5	M20 x 1,5	7,5	27	50	o. r.	o. r.	o. r.
94073	M32 x 1,5	M20 x 1,5	8,0	35	25	o. r.	o. r.	o. r.
94946	M32 x 1,5	M25 x 1,5	8,0	35	25	o. r.	o. r.	o. r.
94076	M40 x 1,5	M25 x 1,5	8,0	43	10	o. r.	o. r.	o. r.
90909	M40 x 1,5	M32 x 1,5	8,0	43	10	o. r.	o. r.	o. r.
904385	M50 x 1,5	M32 x 1,5	10,0	54	10	o. r.	o. r.	o. r.
90865	M50 x 1,5	M40 x 1,5	10,0	54	10	o. r.	o. r.	o. r.
94947	M63 x 1,5	M40 x 1,5	10,0	65	5	o. r.	o. r.	o. r.
904386	M63 x 1,5	M50 x 1,5	10,0	65	5	o. r.	o. r.	o. r.

Continuation ►

RE hexagonal Reducer

From PG to PG

Part no.	Size PG outside	Size PG inside	Thread length mm	Spanner size mm	Unit	Net EUR/ 100 items at a purchase of		
						up to 100	101 - 500	501 - 1000
904387	9	7	6,0	17	100	o. r.	o. r.	o. r.
904388	11	7	6,0	20	100	o. r.	o. r.	o. r.
904389	11	9	6,0	20	100	o. r.	o. r.	o. r.
904390	13,5	7	6,0	22	50	o. r.	o. r.	o. r.
904391	13,5	9	6,5	22	100	o. r.	o. r.	o. r.
904392	13,5	11	6,5	22	100	o. r.	o. r.	o. r.
904393	16	7	6,5	24	50	o. r.	o. r.	o. r.
904394	16	9	6,5	24	100	o. r.	o. r.	o. r.
904395	16	11	6,5	24	100	o. r.	o. r.	o. r.
904396	16	13,5	6,5	24	100	o. r.	o. r.	o. r.
904397	21	11	7,0	30	100	o. r.	o. r.	o. r.
904398	21	13,5	7,0	30	50	o. r.	o. r.	o. r.
904399	21	16	7,0	30	50	o. r.	o. r.	o. r.
92888	29	16	8,0	40	50	o. r.	o. r.	o. r.
904400	29	21	8,0	40	50	o. r.	o. r.	o. r.
904401	36	21	9,0	50	25	o. r.	o. r.	o. r.
904402	36	29	9,0	50	25	o. r.	o. r.	o. r.
904403	42	29	10,0	57	25	o. r.	o. r.	o. r.
904404	42	36	10,0	57	25	o. r.	o. r.	o. r.
904405	48	36	10,0	64	25	o. r.	o. r.	o. r.
904406	48	42	10,0	64	25	o. r.	o. r.	o. r.

Dimensions and specifications may be changed without prior notice.

o. r. = on request

RE round Reducer



RE round brass

Brass reducer. Transition from large to small thread.

Material

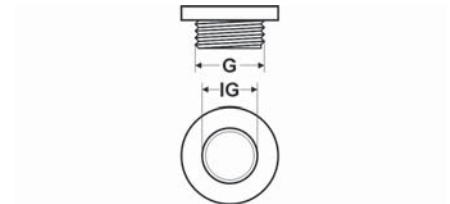
Brass, nickel plated

Technical data

Temperature range: up to +200°C

Application

- Plant and machine construction
- Robotics
- Automation technology
- Vehicle construction and shipbuilding
- Installation technology
- Control cabinet construction



Dimensions

- G Thread size outside
- IG Thread size inside
- GL Thread length
- D Outer diameter

From metric to metric

Part no.	Size metr. outside	Size metr. inside	Thread length mm	Outer Ø mm	Unit	Net EUR/ 100 items at a purchase of		
						up to 100	101 - 500	501 - 1000
94065	M16 x 1,5	M12 x 1,5	5,0	18,0	100	o. r.	o. r.	o. r.
94067	M20 x 1,5	M12 x 1,5	6,0	22,0	100	o. r.	o. r.	o. r.
94068	M20 x 1,5	M16 x 1,5	6,0	22,0	100	o. r.	o. r.	o. r.
94070	M25 x 1,5	M16 x 1,5	7,0	27,0	50	o. r.	o. r.	o. r.
904407	M25 x 1,5	M20 x 1,5	7,0	27,0	100	o. r.	o. r.	o. r.
904408	M32 x 1,5	M20 x 1,5	8,0	34,0	25	o. r.	o. r.	o. r.
94074	M32 x 1,5	M25 x 1,5	8,0	34,0	50	o. r.	o. r.	o. r.
904409	M40 x 1,5	M25 x 1,5	8,0	43,0	25	o. r.	o. r.	o. r.
94077	M40 x 1,5	M32 x 1,5	8,0	43,0	25	o. r.	o. r.	o. r.
94079	M50 x 1,5	M32 x 1,5	9,0	53,0	10	o. r.	o. r.	o. r.
94080	M50 x 1,5	M40 x 1,5	9,0	53,0	25	o. r.	o. r.	o. r.
94082	M63 x 1,5	M40 x 1,5	10,0	66,0	10	o. r.	o. r.	o. r.
94083	M63 x 1,5	M50 x 1,5	10,0	66,0	10	o. r.	o. r.	o. r.

From PG to PG

Part no.	Size PG outside	Size PG inside	Thread length mm	Outer Ø mm	Unit	Net EUR/ 100 items at a purchase of		
						up to 100	101 - 500	501 - 1000
904410	9	7	6,0	17,0	100	o. r.	o. r.	o. r.
904411	11	7	6,0	20,0	100	o. r.	o. r.	o. r.
904412	11	9	6,0	20,0	100	o. r.	o. r.	o. r.
904413	13,5	9	6,5	22,0	100	o. r.	o. r.	o. r.
904414	16	7	6,5	24,0	50	o. r.	o. r.	o. r.
904415	16	13,5	6,5	24,0	100	o. r.	o. r.	o. r.
904416	21	13,5	7,0	30,0	50	o. r.	o. r.	o. r.
904417	21	16	7,0	30,0	50	o. r.	o. r.	o. r.
904418	29	16	8,0	39,0	25	o. r.	o. r.	o. r.
904419	29	21	8,0	39,0	25	o. r.	o. r.	o. r.
904420	42	29	10,0	57,0	10	o. r.	o. r.	o. r.

Dimensions and specifications may be changed without prior notice.

o. r. = on request

KM Counternut



KM

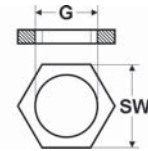
Counternut made of galvanic nickel-coated brass.

Material

Brass, nickel plated

Technical data

Temperature range: up to +200°C



Dimensions

G Thread size inside
SW Spanner size

Metric thread - female

Part no.	Size Metr.	Spanner size mm	Unit	Net EUR/100 items at a purchase of		
				up to 100	101 - 500	501 - 1000
90175	M12 x 1,5	15,0	100	o. r.	o. r.	o. r.
90176	M16 x 1,5	19,0	100	o. r.	o. r.	o. r.
90177	M20 x 1,5	24,0	100	o. r.	o. r.	o. r.
90178	M25 x 1,5	30,0	100	o. r.	o. r.	o. r.
90179	M32 x 1,5	36,0	100	o. r.	o. r.	o. r.
90180	M40 x 1,5	46,0	50	o. r.	o. r.	o. r.
90181	M50 x 1,5	60,0	25	o. r.	o. r.	o. r.
90182	M63 x 1,5	70,0	25	o. r.	o. r.	o. r.

Metric thread - female - KM-XXL - for large cable diameters

Part no.	Size Metr.	Spanner size mm	Unit	Net EUR/100 items at a purchase of		
				up to 100	101 - 500	501 - 1000
98314	M72 x 2,0	80,0	1	o. r.	o. r.	o. r.
90067	M75 x 1,5	80,0	1	o. r.	o. r.	o. r.
90489	M80 x 2,0	95,0	1	o. r.	o. r.	o. r.

PG thread - female

Part no.	Size PG	Spanner size mm	Unit	Net EUR/100 items at a purchase of		
				up to 100	101 - 500	501 - 1000
90610	7	15,0	100	o. r.	o. r.	o. r.
90611	9	18,0	100	o. r.	o. r.	o. r.
90612	11	21,0	100	o. r.	o. r.	o. r.
90613	13,5	23,0	100	o. r.	o. r.	o. r.
90614	16	26,0	100	o. r.	o. r.	o. r.
90615	21	32,0	100	o. r.	o. r.	o. r.
90616	29	41,0	100	o. r.	o. r.	o. r.
90617	36	51,0	50	o. r.	o. r.	o. r.
90618	42	60,0	50	o. r.	o. r.	o. r.
90619	48	64,0	50	o. r.	o. r.	o. r.

NPT thread - female

Part no.	Size Inches	Spanner size mm	Unit	Net EUR/100 items at a purchase of		
				up to 100	101 - 500	501 - 1000
905870	1/2"	27,0	50	o. r.	o. r.	o. r.
905871	3/4"	32,0	50	o. r.	o. r.	o. r.
905872	1"	36,0	25	o. r.	o. r.	o. r.
905873	1 1/4"	46,0	25	o. r.	o. r.	o. r.
905874	1 1/2"	54,0	10	o. r.	o. r.	o. r.
905875	2"	70,0	10	o. r.	o. r.	o. r.

Continuation ►

KM Counternut

BSP thread - female

Part no.	Size BSP	Spanner size mm	Unit	Net EUR/100 items at a purchase of		
				up to 100	101 - 500	501 - 1000
90186	G 3/8"	19,0	100	o. r.	o. r.	o. r.
90187	G 1/2"	24,0	100	o. r.	o. r.	o. r.
90189	G 3/4"	30,0	100	o. r.	o. r.	o. r.
90190	G 1"	38,0	100	o. r.	o. r.	o. r.
90193	G 1 1/2"	51,0	50	o. r.	o. r.	o. r.
90195	G 2"	66,0	50	o. r.	o. r.	o. r.

BSP thread - female - KM-XXL - for large cable diameters

Part no.	Size BSP	Spanner size mm	Unit	Net EUR/100 items at a purchase of		
				up to 100	101 - 500	501 - 1000
90197	G 2 1/2"	80,0	1	o. r.	o. r.	o. r.
90198	G 3"	95,0	1	o. r.	o. r.	o. r.
90199	G 4"	125,0	1	o. r.	o. r.	o. r.
97785	G 5"	150,0	1	o. r.	o. r.	o. r.

Dimensions and specifications may be changed without prior notice.

o. r. = on request

VS Screw plug



VS

Screw plug made of brass.

Material

Brass, nickel plated

Technical data

Protection class: IP 54

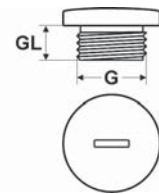
Application

- Plant and machine construction
- Robotics
- Automation technology
- Vehicle construction and shipbuilding
- Railway technology
- Installation technology
- Control cabinet construction

Note

Screw plugs for metric threads larger than M63x1,5 available on request.

Temperature range: up to +200°C



Dimensions

G Thread size

GL Thread length

Metric thread

Part no.	Size Metr.	Thread length mm	Unit	Net EUR/ 100 items at a purchase of		
				up to 100	101 - 500	501 - 1000
98128	M12 x 1,5	5,0	100	o. r.	o. r.	o. r.
98129	M16 x 1,5	5,0	100	o. r.	o. r.	o. r.
98130	M20 x 1,5	6,5	100	o. r.	o. r.	o. r.
98131	M25 x 1,5	7,0	100	o. r.	o. r.	o. r.
98132	M32 x 1,5	8,0	50	o. r.	o. r.	o. r.
98133	M40 x 1,5	8,5	50	o. r.	o. r.	o. r.
98134	M50 x 1,5	9,0	25	o. r.	o. r.	o. r.
98135	M63 x 1,5	10,0	10	o. r.	o. r.	o. r.

PG thread

Part no.	Size PG	Thread length mm	Unit	Net EUR/ 100 items at a purchase of		
				up to 100	101 - 500	501 - 1000
90620	7	5,0	100	o. r.	o. r.	o. r.
90621	9	6,0	100	o. r.	o. r.	o. r.
90622	11	6,0	100	o. r.	o. r.	o. r.
90623	13,5	6,5	100	o. r.	o. r.	o. r.
90624	16	6,5	100	o. r.	o. r.	o. r.
90625	21	7,0	50	o. r.	o. r.	o. r.
90626	29	8,0	25	o. r.	o. r.	o. r.
90627	36	9,0	50	o. r.	o. r.	o. r.
90628	42	10,0	25	o. r.	o. r.	o. r.
90629	48	10,0	25	o. r.	o. r.	o. r.

Dimensions and specifications may be changed without prior notice.

o. r. = on request

VS-O Screw plug with O-ring



VS-O

Screw plug made of brass with O-ring.

Material

Brass, nickel plated
O-ring: NBR

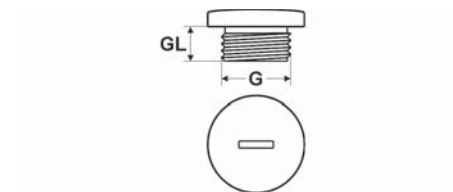
Technical data

Protection class: IP 68

Temperature range: -40°C up to +80°C

Application

- Plant and machine construction
- Robotics
- Automation technology
- Vehicle construction and shipbuilding
- Railway technology
- Installation technology
- Control cabinet construction



Dimensions

G Thread size
GL Thread length

Metric thread

Part no.	Size Metr.	Thread length mm	Unit	Net EUR/ 100 items at a purchase of		
				up to 100	101 - 500	501 - 1000
92600	M12 x 1,5	5,0	100	o. r.	o. r.	o. r.
92601	M16 x 1,5	5,0	100	o. r.	o. r.	o. r.
92602	M20 x 1,5	6,0	100	o. r.	o. r.	o. r.
92603	M25 x 1,5	7,0	100	o. r.	o. r.	o. r.
92604	M32 x 1,5	8,0	50	o. r.	o. r.	o. r.
92605	M40 x 1,5	8,0	50	o. r.	o. r.	o. r.
92606	M50 x 1,5	9,0	25	o. r.	o. r.	o. r.
92607	M63 x 1,5	10,0	10	o. r.	o. r.	o. r.

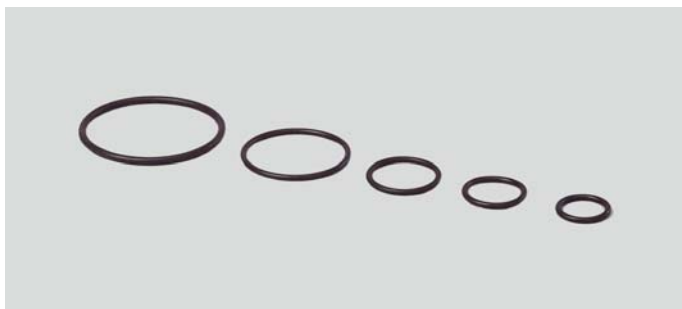
PG thread

Part no.	Size PG	Thread length mm	Unit	Net EUR/ 100 items at a purchase of		
				up to 100	101 - 500	501 - 1000
96763	7	5,0	100	o. r.	o. r.	o. r.
96169	9	5,0	100	o. r.	o. r.	o. r.
96889	11	5,0	100	o. r.	o. r.	o. r.
96654	13,5	6,0	100	o. r.	o. r.	o. r.
96170	16	6,0	100	o. r.	o. r.	o. r.
96171	21	6,0	100	o. r.	o. r.	o. r.
96650	29	8,0	50	o. r.	o. r.	o. r.
96649	36	9,0	25	o. r.	o. r.	o. r.

Dimensions and specifications may be changed without prior notice.

o. r. = on request

Wall sealing, dust protection, sealing inserts



O-ring

O-rings for sealing against water, dust and oil.

refer to page 67



AGDR-PE

Threaded connection rings for sealing against water and dust.

refer to page 68



Blind plug BL-H

Blind plates as dust cap for HSK cable glands.

refer to page 69



Blind plug BL-W

Blind plates as dust cap for HSK cable glands.

refer to page 70



Incision sealing ring

Incision sealing rings for universal cable inlet through large cable clamping areas.

refer to page 71

HELUTOP HT HSK-PVDF

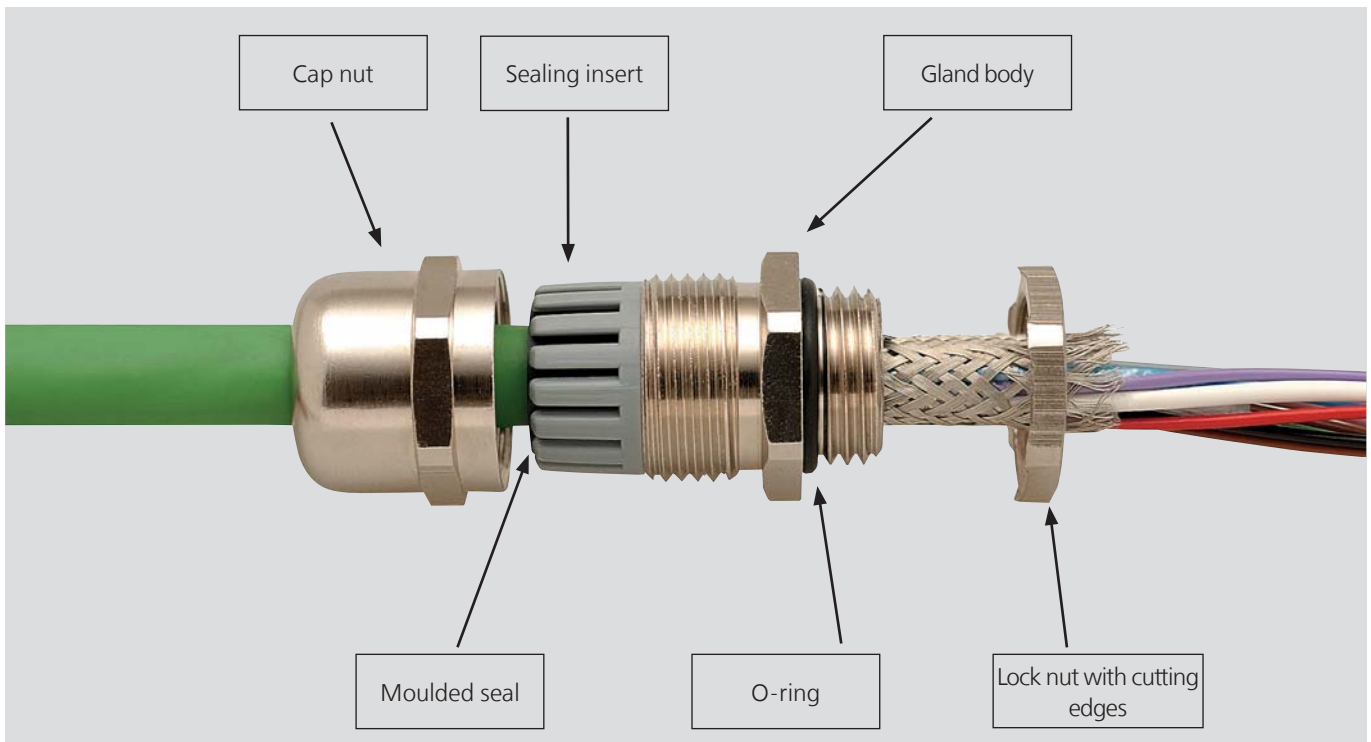
HELUTOP MS-EP4

KVA-XXL-MS

HELUTOP HT-Clean



■ CABLE GLANDS FOR ELECTROMAGNETIC COMPATIBILITY (EMC)



Cable gland

The cable glands are used in high-quality EMC applications. The cable glands are used in high-quality EMC applications.

Cap nut and gland body are made from nickel-plated brass.

The contact springs form a safe and reliable contact with the screened braiding of the cable. They are made from copper beryllium, which ensures good conductivity and a strong, long-lasting spring force. The spring ring is movable prior to the cap nut being tightened, which prevents damage to the screened braiding during assembly.

The terminal insert is made from polyamide 6 (PA6).

The moulded seal is made from chloroprene rubber (CR, Neoprene).

The O-ring is made from nitrile rubber (NBR, Buna-N).

Lock nut

The lock nuts are made from nickel-plated brass. They have cutting edges for cutting through coated surfaces.

Accessories

Accessories suitable for use with the brass cable glands:

- Counternuts

Accessories suitable for use with all cable glands:

- Sealing plugs
- O-rings
- Connection thread gaskets
- Blind plates

A copper tape prevents an expansion of the braid.

■ ELECTROMAGNETIC COMPATIBILITY

The subject of electromagnetic compatibility covers everything connected with intentional and unintentional malfunctions in electrical operating materials caused by electrical, magnetic or electromagnetic fields and processes.

Technically, a distinction is made between "conducted" and "non-conducted" faults:

Conducted interference are transferred directly from the source of the fault to the sink via power or signal cables.

Radiative interference is coupled with the sink by means of an electromagnetic field, i.e. as electromagnetic radiation, and is received there by a wire functioning as an antenna.

Malfunctions should not occur.

In the European EMC Directive, electromagnetic compatibility is defined as follows: The ability of a device, unit of equipment or system to function satisfactorily in its electromagnetic environment without introducing intolerable electromagnetic disturbances to any device, unit of equipment or system in that environment.

The power companies and the EU legislator require that manufacturers of electrical devices adhere to appropriate "protection requirements".

The EMC Directive is generally applied in conjunction with the Low Voltage Directive. The EMC Directive is generally applied in conjunction with the Low Voltage Directive.

Important components to avoid malfunctions

Screened cables:

The screen over the inner sheath of the cable is designed to keep out external disturbances and keep in internally-generated disturbances.

Sheet shielding or

Screened braiding – a coverage of more than 85% is considered necessary.



HELUTOP® MS-E

EMC cable gland with clamping fingers from spring steel for quick assembly and contacting.

Material

Brass, nickel plated
Contact system: Copper-Beryllium
Clamp: Polyamide PA 6
Seal: Chloroprene-rubber (CR)
O-ring: NBR

Note

Details on the individual tests appear in section "Technical Information".

Technical data

Protection class: IP 68 - 5 bar

Temperature range: -40°C up to +100°C



Dimensions

G Thread size
GL Thread length
SW Spanner size

PG thread

Part no.	Size PG	Cable Ø from / to mm	Thread length mm	Spanner size mm	Unit	Net EUR/ 100 items at a purchase of		
						up to 100	101 - 500	501 - 1000
90770	7	3,0 - 6,5	6,0	14	50	o. r.	o. r.	o. r.
90771	9	4,0 - 8,0	6,0	17	50	o. r.	o. r.	o. r.
90772	11	5,0 - 10,0	6,0	20	50	o. r.	o. r.	o. r.
90773	13,5	6,0 - 12,0	6,5	22	50	o. r.	o. r.	o. r.
90774	16	10,0 - 14,0	6,5	24	25	o. r.	o. r.	o. r.
90775	21	13,0 - 18,0	7,2	30	25	o. r.	o. r.	o. r.
90776	29	18,0 - 25,0	8,0	40	20	o. r.	o. r.	o. r.
90777	36	22,0 - 32,0	9,0	50	5	o. r.	o. r.	o. r.
90778	42	30,0 - 38,0	12,0	58	5	o. r.	o. r.	o. r.
90779	48	34,0 - 44,0	14,0	64	5	o. r.	o. r.	o. r.

NPT thread

Part no.	Size NPT	Cable Ø from / to mm	Thread length mm	Spanner size mm	Unit	Net EUR/ 100 items at a purchase of		
						up to 100	101 - 500	501 - 1000
99808	3/8"	5,0 - 10,0	11,5	20	50	o. r.	o. r.	o. r.
99809	1/2"	6,0 - 12,0	13,0	22	50	o. r.	o. r.	o. r.
99810	3/4"	13,0 - 18,0	13,0	30	25	o. r.	o. r.	o. r.
99811	1"	18,0 - 25,0	13,0	40	10	o. r.	o. r.	o. r.

Dimensions and specifications may be changed without prior notice.

o. r. = on request



HELUTOP® MS-EP

EMC- and earthing gland with integrated contact system for safe and quick assembly as well as contacting.

Application

- Plant and machine construction
- Robotics
- Automation technology
- Vehicle construction and shipbuilding
- Railway technology
- Installation technology
- Control cabinet construction

Material

Brass, nickel plated
 Contact system: Copper-Beryllium
 Clamp: Polyamide PA 6
 Seal: Chloroprene-rubber (CR)
 O-ring: NBR

Properties

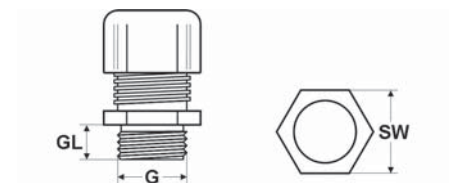
- Optimum strain relief through clamping plates
- No damage of shield during assembly or disassembly by moving contact ring
- Contact made automatically when the gland is closed
- Excellent shield damping and current deflection
- High savings achieved in time and assembly costs

Note

Details on the individual tests appear in section "Technical Information".

Technical data

Protection class: IP 68 - 5 bar
 Temperature range: -40°C up to +100°C
 Test standard: EN50262
 Contact system: patented



Dimensions

G Thread size
 GL Thread length
 SW Spanner size

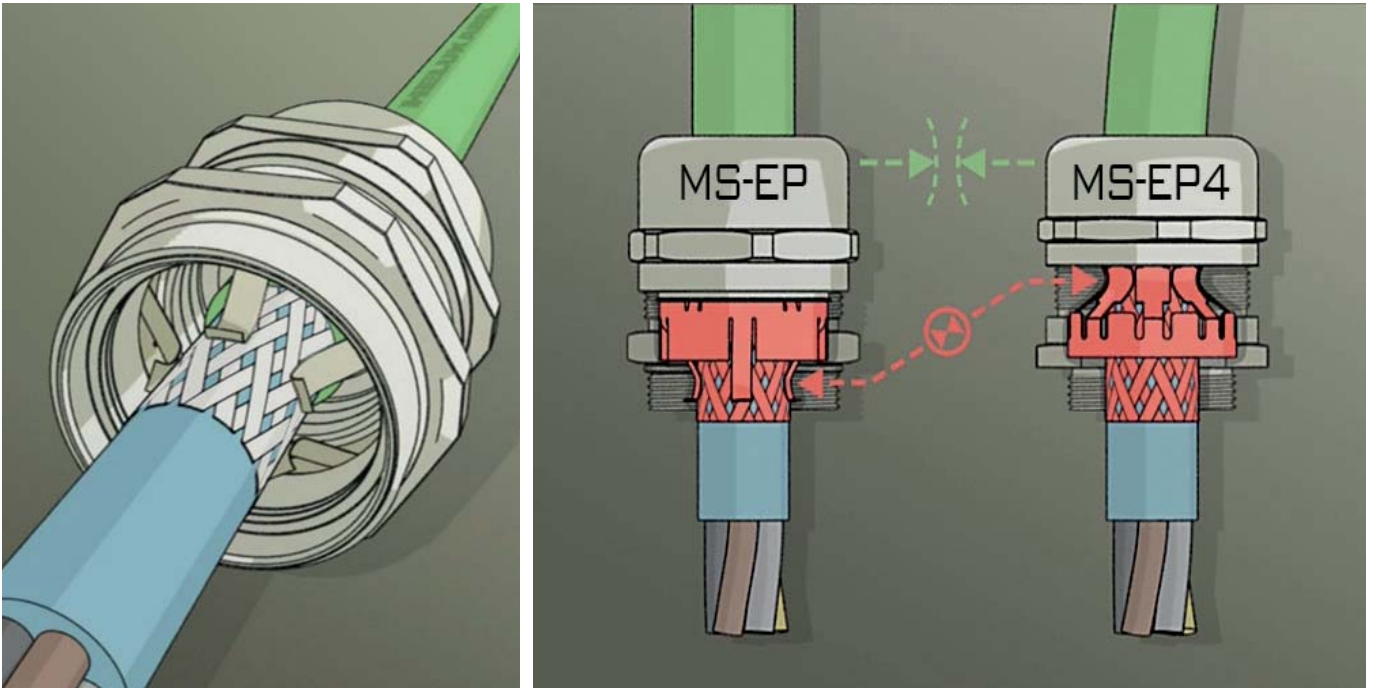
Metric thread

Part no.	Size Metr.	Cable Ø from / to mm	Thread length mm	Spanner size mm	Unit	Net EUR/ 100 items at a purchase of		
						up to 100	101 - 500	501 - 1000
99950	M12 x 1,5	3,0 - 6,5	6,0	14	50	o. r.	o. r.	o. r.
99951	M16 x 1,5	5,0 - 10,0	7,0	20	50	o. r.	o. r.	o. r.
99952	M20 x 1,5	6,0 - 12,0	8,0	22	50	o. r.	o. r.	o. r.
99953	M25 x 1,5	11,0 - 17,0	8,0	27	25	o. r.	o. r.	o. r.
99954	M32 x 1,5	15,0 - 21,0	8,0	34	10	o. r.	o. r.	o. r.
99955	M40 x 1,5	19,0 - 28,0	9,0	43	5	o. r.	o. r.	o. r.
99956	M50 x 1,5	27,0 - 38,0	9,0	58	5	o. r.	o. r.	o. r.
99957	M63 x 1,5	34,0 - 44,0	14,0	64 / 68	5	o. r.	o. r.	o. r.

Dimensions and specifications may be changed without prior notice.

o. r. = on request

■ ELECTROMAGNETIC COMPATIBILITY



EMC glands

The screen of the cable is contacted with the housing of the control/motor via appropriate cable glands.

If the screen is applied at both ends, then one has the additional benefit of potential equalisation at both ends, and effective screening. Here it should be ensured that the two grounds are not different, otherwise a flow of disturbing equalising currents could occur.

The contact in the gland is generally created by means of a contact spring. This gives a good contact but also allows rapid assembly. Our HELUTOP® MS-EP 4 and HELUTOP® MS-EP have a simultaneously-rotating spring ring. Provided that the cable is not yet fixed, it is still possible to turn the cable in the gland. Only when it is fixed by turning the cap nut is the screen contact also finally fixed.

The particularly simple cable assembly and disassembly conditions, the gentle spring contact on the cable shield and the EMC shield's excellent resistance to vibrations are also outstanding characteristics that distinguish the new HELUTOP® MS-EP4.

Most important accessories: Lock nut with cutting edges.
Painted, anodised or contaminated surfaces are cut through by the cutting edges and the contact between the cable gland and the housing is thereby securely made.



HELUTOP® MS-EP4

EMC- cable gland with integrated contact system.

Application

- Plant and machine construction
- Robotics
- Automation technology
- Vehicle construction and shipbuilding
- Railway technology
- Installation technology
- Control cabinet construction

Material

Brass, nickel plated
 Contact system: Copper-Beryllium
 Clamp: Polyamide PA 6
 Seal: Chloroprene-rubber (CR)
 O-ring: NBR

Properties

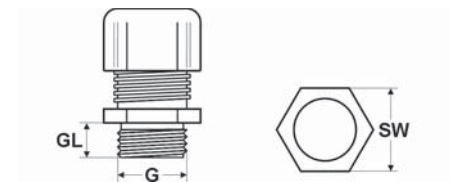
- Easy installation
- Secure contact
- High vibration resistance

Note

Details on the individual tests appear in section "Technical Information".

Technical data

Protection class: IP 68 - 5 bar
 Temperature range: -40°C up to +100°C
 Contact system: patented



Dimensions

G Thread size
 GL Thread length
 SW Spanner size

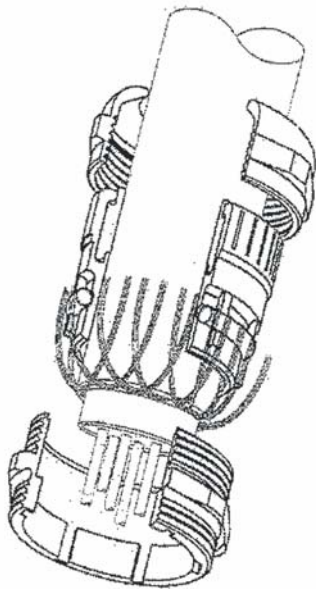
Metric thread

Part no.	Size Metr.	Cable Ø from / to mm	Thread length mm	Spanner size mm	Unit	Net EUR/100 items at a purchase of		
						up to 100	101 - 500	501 - 1000
905181	M12 x 1,5	3,0 - 6,5	6,0	14	50	o. r.	o. r.	o. r.
905182	M16 x 1,5	5,0 - 10,0	6,0	20	50	o. r.	o. r.	o. r.
905183	M20 x 1,5	6,0 - 12,0	6,0	22	50	o. r.	o. r.	o. r.
905184	M20 x 1,5	7,5 - 14,0	8,0	24 / 26	50	o. r.	o. r.	o. r.
905185	M25 x 1,5	10,0 - 18,0	8,0	30	25	o. r.	o. r.	o. r.
905186	M32 x 1,5	16,0 - 25,0	9,0	40	10	o. r.	o. r.	o. r.
905187	M40 x 1,5	22,0 - 32,0	9,0	50	5	o. r.	o. r.	o. r.
905188	M50 x 1,5	30,0 - 38,0	9,0	58	5	o. r.	o. r.	o. r.
905189	M63 x 1,5	34,0 - 44,0	14,0	64 / 68	5	o. r.	o. r.	o. r.
905248	M63 x 1,5	37,0 - 53,0	10,0	75	5	o. r.	o. r.	o. r.

Dimensions and specifications may be changed without prior notice.

o. r. = on request

HSK-MS-E EMC cable gland



HSK-MS-E

EMC cable gland for sheathed cables.

Application

- Plant and machine construction
- Automation technology
- Vehicle construction and shipbuilding
- Installation technology

Material

Brass, nickel plated
Clamp: Polyamide PA 6
Seal: NBR
O-ring: NBR

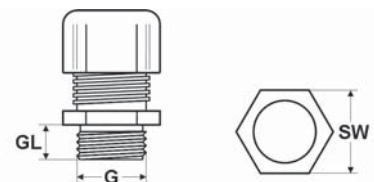
Properties

- Easy to assemble
- Completely watertight
- Optimum strain relief
- Large clamping areas

Technical data

Protection class: IP 68 - 10 bar / IP 69K

Temperature range: -40°C up to +100°C



Dimensions

G Thread size
GL Thread length
SW Spanner size

Metric thread

Part no.	Size Metr.	Cable Ø from / to mm	Thread length mm	Spanner size mm	Unit	Net EUR/100 items at a purchase of		
						up to 100	101 - 500	501 - 1000
97335	M12 x 1,5	3,0 - 6,5	6,5	14	50	o. r.	o. r.	o. r.
97336	M16 x 1,5	5,0 - 10,0	6,0	20	50	o. r.	o. r.	o. r.
97337	M20 x 1,5	10,0 - 14,0	6,0	24	50	o. r.	o. r.	o. r.
97338	M25 x 1,5	13,0 - 18,0	7,0	30	25	o. r.	o. r.	o. r.
97339	M32 x 1,5	18,0 - 25,0	8,0	40	25	o. r.	o. r.	o. r.
97340	M40 x 1,5	22,0 - 32,0	8,0	50	10	o. r.	o. r.	o. r.
90397	M50 x 1,5	32,0 - 38,0	9,0	57	5	o. r.	o. r.	o. r.
90398	M63 x 1,5	37,0 - 44,0	10,0	64 / 68	5	o. r.	o. r.	o. r.

PG thread

Part no.	Size PG	Cable Ø from / to mm	Thread length mm	Spanner size mm	Unit	Net EUR/100 items at a purchase of		
						up to 100	101 - 500	501 - 1000
90423	7	3,0 - 6,5	5,0	14	50	o. r.	o. r.	o. r.
90424	9	4,0 - 8,0	6,0	17	50	o. r.	o. r.	o. r.
90425	11	5,0 - 10,0	6,0	20	50	o. r.	o. r.	o. r.
90426	13,5	6,0 - 12,0	6,5	22	50	o. r.	o. r.	o. r.
90427	16	10,0 - 14,0	6,5	24	50	o. r.	o. r.	o. r.
90428	21	13,0 - 18,0	7,0	30	25	o. r.	o. r.	o. r.
90429	29	18,0 - 25,0	8,0	40	25	o. r.	o. r.	o. r.
90430	36	22,0 - 32,0	8,0	50	10	o. r.	o. r.	o. r.
90431	42	32,0 - 38,0	9,0	57	5	o. r.	o. r.	o. r.
90432	48	37,0 - 44,0	10,0	64	5	o. r.	o. r.	o. r.

NPT thread

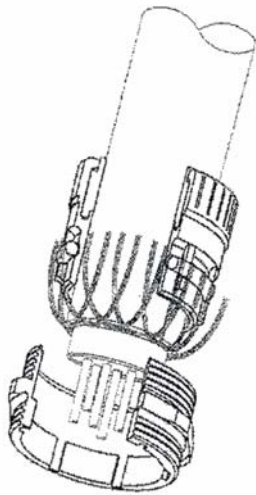
Part no.	Size NPT	Cable Ø from / to mm	Thread length mm	Spanner size mm	Unit	Net EUR/100 items at a purchase of		
						up to 100	101 - 500	501 - 1000
92905	3/8"	4,0 - 8,0	15,0	17 / 19	50	o. r.	o. r.	o. r.
92906	1/2"	6,0 - 12,0	13,0	22 / 24	50	o. r.	o. r.	o. r.
92907	3/4"	13,0 - 18,0	13,0	30	25	o. r.	o. r.	o. r.

Dimensions and specifications may be changed without prior notice.

o. r. = on request

HSK-MZ-E EMC - cable gland

With strain relief



HSK-MZ-E

EMC cable gland with double bracket strain relief.

Application

- Plant and machine construction
- Automation technology
- Vehicle construction and shipbuilding
- Installation technology

Material

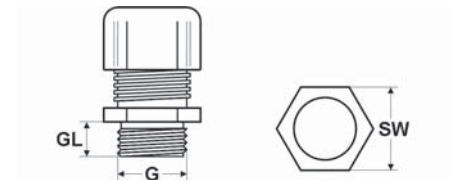
Brass, nickel plated
Clamp: Polyamide
Seal: NBR
O-ring: NBR

Properties

- Easy to assemble
- Completely watertight
- Optimum strain relief
- Large clamping areas

Technical data

Protection class: IP 68 - 10 bar / IP 69K
Temperature range: -40°C up to +100°C



Dimensions

G Thread size
GL Thread length
SW Spanner size

Metric thread

Part no.	Size Metr.	Cable Ø from / to mm	Thread length mm	Spanner size mm	Unit	Net EUR/100 items at a purchase of		
						up to 100	101 - 500	501 - 1000
98070	M12 x 1,5	3,0 - 6,5	6,5	14	50	o. r.	o. r.	o. r.
98071	M16 x 1,5	6,0 - 10,0	6,0	20	50	o. r.	o. r.	o. r.
98072	M20 x 1,5	10,0 - 14,0	6,0	24	50	o. r.	o. r.	o. r.
98073	M25 x 1,5	13,0 - 18,0	7,0	30	25	o. r.	o. r.	o. r.
98074	M32 x 1,5	18,0 - 25,0	8,0	40	25	o. r.	o. r.	o. r.
98075	M40 x 1,5	22,0 - 32,0	8,0	50	10	o. r.	o. r.	o. r.
90162	M50 x 1,5	32,0 - 38,0	9,0	57	5	o. r.	o. r.	o. r.
90163	M63 x 1,5	37,0 - 44,0	10,0	64 / 68	5	o. r.	o. r.	o. r.

PG thread

Part no.	Size PG	Cable Ø from / to mm	Thread length mm	Spanner size mm	Unit	Net EUR/100 items at a purchase of		
						up to 100	101 - 500	501 - 1000
98061	7	3,0 - 6,5	5,0	14	50	o. r.	o. r.	o. r.
98062	9	4,0 - 8,0	6,0	17	50	o. r.	o. r.	o. r.
98063	11	6,0 - 10,0	6,0	20	50	o. r.	o. r.	o. r.
98064	13,5	6,0 - 12,0	6,5	22	50	o. r.	o. r.	o. r.
98065	16	10,0 - 14,0	6,5	24	50	o. r.	o. r.	o. r.
98201	21	13,0 - 18,0	7,0	30	25	o. r.	o. r.	o. r.
98066	29	18,0 - 25,0	8,0	40	25	o. r.	o. r.	o. r.
98067	36	22,0 - 32,0	8,0	50	10	o. r.	o. r.	o. r.
98068	42	32,0 - 38,0	9,0	57	5	o. r.	o. r.	o. r.
98069	48	37,0 - 44,0	10,0	64	5	o. r.	o. r.	o. r.

NPT thread

Part no.	Size NPT	Cable Ø from / to mm	Thread length mm	Spanner size mm	Unit	Net EUR/100 items at a purchase of		
						up to 100	101 - 500	501 - 1000
92908	3/8"	4,0 - 8,0	15,0	17 / 19	50	o. r.	o. r.	o. r.
92909	1/2"	6,0 - 12,0	13,0	22 / 24	50	o. r.	o. r.	o. r.
92910	3/4"	13,0 - 18,0	13,0	30	25	o. r.	o. r.	o. r.

Dimensions and specifications may be changed without prior notice.

o. r. = on request



HSK-MS-E-D

The EMC cable gland meets high standards in technology. Time-saving and simple handling through metallised terminal insert, which is automatically contacted when the gland is closed.

Material

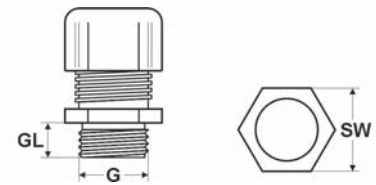
Brass, nickel plated
Clamp: PA, metal-plated
Seal: NBR
O-ring: NBR

Technical data

Protection class: IP 68 - 10 bar / IP 69K
Temperature range: -40°C up to +100°C

Application

- Plant and machine construction
- Robotics
- Automation technology
- Vehicle construction and shipbuilding
- Railway technology
- Installation technology
- Control cabinet construction



Dimensions

G Thread size
GL Thread length
SW Spanner size

Metric thread

Part no.	Size Metr.	Cable Ø from / to mm	Thread length mm	Spanner size mm	Unit	Net EUR/100 items at a purchase of		
						up to 100	101 - 500	501 - 1000
98055	M12 x 1,5	3,0 - 6,5	6,5	14	50	o. r.	o. r.	o. r.
98056	M16 x 1,5	5,0 - 10,0	6,0	20	50	o. r.	o. r.	o. r.
98057	M20 x 1,5	10,0 - 14,0	6,0	24	50	o. r.	o. r.	o. r.
98058	M25 x 1,5	13,0 - 18,0	7,0	30	25	o. r.	o. r.	o. r.
98059	M32 x 1,5	18,0 - 25,0	8,0	40	25	o. r.	o. r.	o. r.
98060	M40 x 1,5	24,0 - 32,0	8,0	50	10	o. r.	o. r.	o. r.
90160	M50 x 1,5	32,0 - 38,0	9,0	57	5	o. r.	o. r.	o. r.
90161	M63 x 1,5	37,0 - 44,0	10,0	68	5	o. r.	o. r.	o. r.

PG thread

Part no.	Size PG	Cable Ø from / to mm	Thread length mm	Spanner size mm	Unit	Net EUR/100 items at a purchase of		
						up to 100	101 - 500	501 - 1000
97655	7	3,0 - 6,5	5,0	14	50	o. r.	o. r.	o. r.
97656	9	4,0 - 8,0	6,0	17	50	o. r.	o. r.	o. r.
97657	11	5,0 - 10,0	6,0	20	50	o. r.	o. r.	o. r.
97658	13,5	6,0 - 12,0	6,5	22	50	o. r.	o. r.	o. r.
97659	16	10,0 - 14,0	6,5	24	50	o. r.	o. r.	o. r.
97660	21	13,0 - 18,0	7,0	30	25	o. r.	o. r.	o. r.
97752	29	18,0 - 25,0	8,0	40	25	o. r.	o. r.	o. r.
97788	36	24,0 - 32,0	8,0	50	10	o. r.	o. r.	o. r.

Dimensions and specifications may be changed without prior notice.

o. r. = on request

KVA-XXL-MS-E EMC cable gland



For particularly large diameters



KVA-XXL-MS-E

EMC and sealing cable gland made of brass for particularly large cable diameters.

Application

- Plant and machine construction
- Robotics
- Automation technology
- Vehicle construction and shipbuilding
- Installation technology
- Control cabinet construction

Material

Brass, nickel plated
Contact system: stainless steel 1.4310

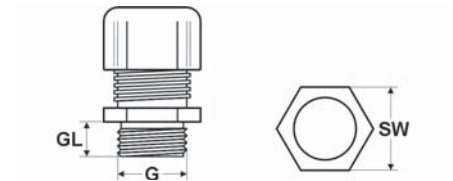
Properties

- Large-area cable sealing
- Easy to assemble
- Large clamping range

Technical data

Protection class: IP 68 - 10 bar

Temperature range: -40°C up to +135°C



Dimensions

G Thread size
GL Thread length
SW Spanner size

Metric thread

Part no.	Size Metr.	Cable Ø from / to mm	Outer Ø Shielding from / up to mm	Thread length mm	Spanner size mm	Unit	Net EUR/ 100 items at a purchase of		
							up to 100	101 - 500	501 - 1000
98257	M63 x 1,5	40,0 - 45,0	36,0 - 41,0	10,0	65	1	o. r.	o. r.	o. r.
96560	M63 x 1,5	45,0 - 51,0	36,0 - 45,0	10,0	70	1	o. r.	o. r.	o. r.
94218	M63 x 1,5	45,0 - 51,0	40,0 - 48,0	10,0	70	1	o. r.	o. r.	o. r.
98725	M63 x 1,5	51,0 - 55,0	40,0 - 48,0	10,0	80	1	o. r.	o. r.	o. r.
94189	M72 x 2,0	40,0 - 45,0	36,0 - 41,0	15,0	70	1	o. r.	o. r.	o. r.
94847	M72 x 2,0	45,0 - 51,0	40,0 - 48,0	15,0	70	1	o. r.	o. r.	o. r.
905498	M72 x 2,0	51,0 - 55,0	40,0 - 48,5	15,0	80	1	o. r.	o. r.	o. r.
94208	M72 x 2,0	51,0 - 55,0	46,0 - 54,0	15,0	80	1	o. r.	o. r.	o. r.
94188	M72 x 2,0	54,0 - 58,0	40,0 - 48,0	15,0	80	1	o. r.	o. r.	o. r.
93728	M75 x 1,5	42,0 - 48,0	40,0 - 48,0	15,0	70	1	o. r.	o. r.	o. r.
91600	M75 x 1,5	45,0 - 51,0	40,0 - 48,0	15,0	70	1	o. r.	o. r.	o. r.
90068	M75 x 1,5	54,0 - 58,0	46,0 - 54,0	15,0	80	1	o. r.	o. r.	o. r.
97066	M80 x 2,0	58,0 - 64,0	46,0 - 54,0	15,0	95	1	o. r.	o. r.	o. r.
98908	M80 x 2,0	63,0 - 70,0	46,0 - 54,0	15,0	95	1	o. r.	o. r.	o. r.
905303	M80 x 2,0	63,0 - 70,0	46,0 - 58,0	15,0	95	1	o. r.	o. r.	o. r.

Dimensions and specifications may be changed without prior notice.

o. r. = on request



KM-EMV

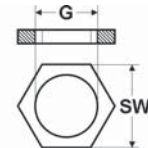
- Counternut with cutting edges for secure fixing of EMC cable glands
- For cutting through painted surfaces to ensure optimum contact with equipotential bonding
- Increased vibration resistance

Material

Brass, nickel plated

Technical data

Temperature range: up to +200°C



Dimensions

G Thread size inside
SW Spanner size

Metric thread - female

Part no.	Size Metr.	Spanner size mm	Unit	Net EUR/100 items at a purchase of		
				up to 100	101 - 500	501 - 1000
90165	M12 x 1,5	15,0	100	o. r.	o. r.	o. r.
90166	M16 x 1,5	19,0	100	o. r.	o. r.	o. r.
90167	M20 x 1,5	24,0	100	o. r.	o. r.	o. r.
90168	M25 x 1,5	30,0	100	o. r.	o. r.	o. r.
90169	M32 x 1,5	36,0	100	o. r.	o. r.	o. r.
90170	M40 x 1,5	46,0	50	o. r.	o. r.	o. r.
90171	M50 x 1,5	60,0	50	o. r.	o. r.	o. r.
90172	M63 x 1,5	70,0	25	o. r.	o. r.	o. r.

Metric thread - female - KM-EMV-XXL - for large cable diameters

Part no.	Size Metr.	Spanner size mm	Unit	Net EUR/100 items at a purchase of		
				up to 100	101 - 500	501 - 1000
99875	M72 x 2,0	80,0	1	o. r.	o. r.	o. r.
93209	M75 x 1,5	80,0	1	o. r.	o. r.	o. r.
98698	M80 x 2,0	95,0	1	o. r.	o. r.	o. r.

PG thread - female

Part no.	Size PG	Spanner size mm	Unit	Net EUR/100 items at a purchase of		
				up to 100	101 - 500	501 - 1000
97243	7	15,0	100	o. r.	o. r.	o. r.
97244	9	18,0	100	o. r.	o. r.	o. r.
97166	11	21,0	100	o. r.	o. r.	o. r.
97167	13,5	23,0	100	o. r.	o. r.	o. r.
97168	16	26,0	100	o. r.	o. r.	o. r.
97169	21	32,0	100	o. r.	o. r.	o. r.
97170	29	41,0	50	o. r.	o. r.	o. r.
97171	36	51,0	25	o. r.	o. r.	o. r.
97245	42	60,0	25	o. r.	o. r.	o. r.
97246	48	64,0	25	o. r.	o. r.	o. r.

Dimensions and specifications may be changed without prior notice.

o. r. = on request

Electricians scissors For screened cables and wires



Electricians scissors


- Cuts copper braid shielded cables and wires
- Clean cut with serrated edge
- With round wire cutter
- Very stable version
- Cut from special stainless steel, nickel plated
- Handy
- Length 125 mm
- Weight 65 g

Electricians scissors

Part no.	Type	Unit	Net EUR/item at a purchase of		
			1	2 - 4	5 - 10
905120	Electricians scissors	1	o. r.	o. r.	o. r.

Dimensions and specifications may be changed without prior notice.

o. r. = on request



Copper tape

Stabilizes the braided ends of shielded cables and wires.

Material

Rolled copper foil

Properties

- Self-adhesive
- With protective cover for the adhesive
- Electrically conductive adhesive
- Adhesive strength 900g/inch (according to KS A 1107)
- Thickness approx 40µm
- Thickness incl. adhesive approx 70µm

Note

Other dimensions on request.

Part no.	Width mm	Length m	Unit	Net EUR/item at a purchase of		
				1	2 - 5	6 - 10
905122	10	33	1	o. r.	o. r.	o. r.
905116	15	33	1	o. r.	o. r.	o. r.
905117	20	33	1	o. r.	o. r.	o. r.
905118	25	33	1	o. r.	o. r.	o. r.
905119	50	33	1	o. r.	o. r.	o. r.

Dimensions and specifications may be changed without prior notice.

o. r. = on request

HELUTOP HT

HSK-PVDF

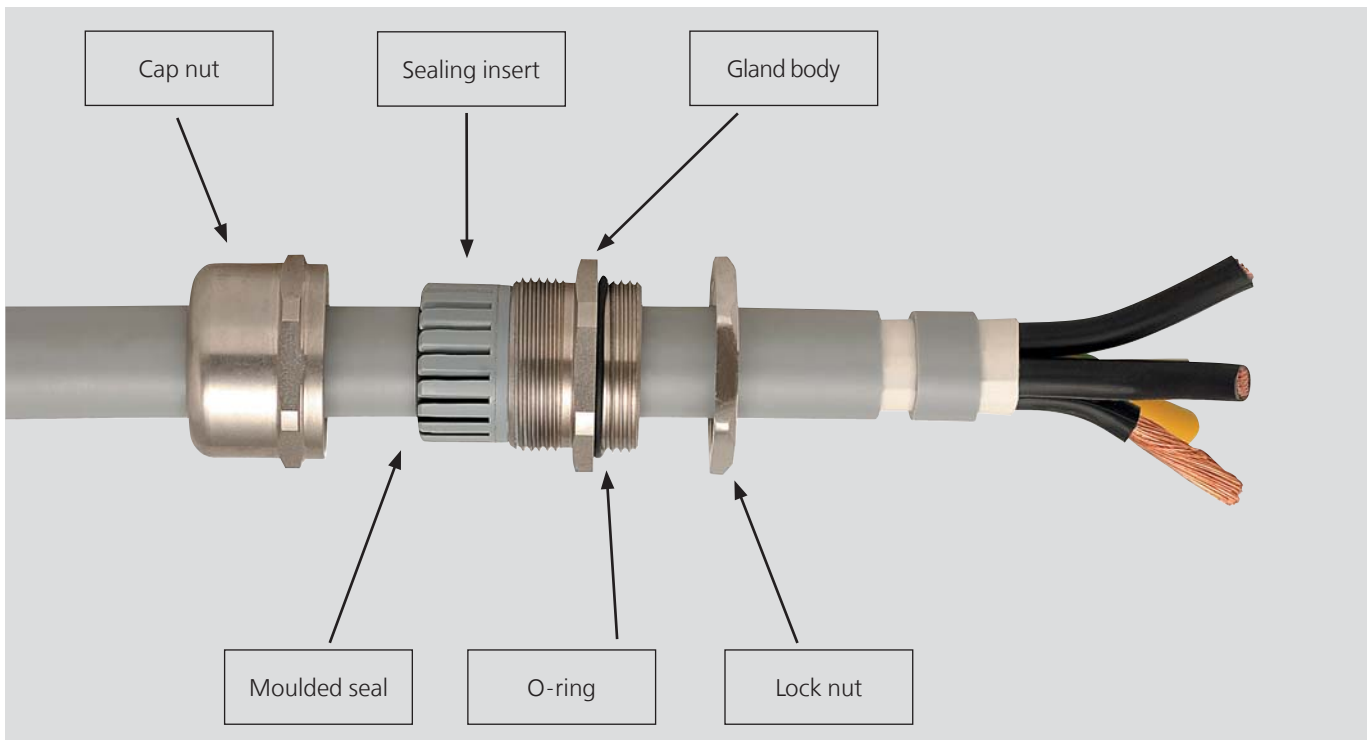
HELUTOP MS-EP4

KVA-XXL-MS

HELUTOP HT-Clean



■ STAINLESS STEEL CABLE GLANDS



Cable gland

Cap nut and gland body are made of stainless steel. Due to their high degree of corrosion resistance and longevity, these glands are suitable for tough conditions:

- Heavy chemical loads
- Cleaning agents (e.g. in the food industry)
- Weather-resistant when used outdoors.

The terminal insert is made from polyamide 6 (PA6).

The moulded seal is made from chloroprene rubber (CR, Neoprene).

The O-ring is made from nitrile rubber (NBR, Buna-N).

Lock nut

The lock nuts are made from stainless steel.

Accessories

Accessories suitable for use with the stainless steel cable glands:

- Lock nuts

Accessories suitable for use with all cable glands:

- Sealing plugs
- Multiple sealing inserts / lock bolts
- O-rings
- Connection thread gaskets
- Blind plates

HELUTOP® HT-E Cable gland



Stainless steel



HELUTOP® HT-E

Stainless steel cable gland for heavy load.

Application

- Plant and machine construction
- Robotics
- Automation technology
- Vehicle construction and shipbuilding
- Railway technology
- Installation technology
- Control cabinet construction

Material

Stainless steel 1.4305 / AISI 303
Clamp: Polyamide PA 6
Seal: Chloroprene-rubber (CR)
O-ring: NBR

Properties

- Optimum strain relief through clamping plates
- Highly corrosion-resistant
- Highly durable
- Easy to assemble
- Large clamping areas

Note

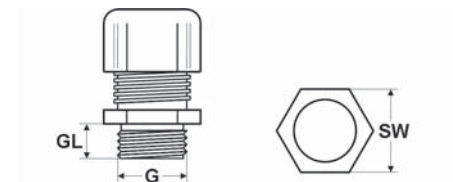
Details on the individual tests appear in section "Technical Information".

Technical data

Protection class: IP 68 - 5 bar

Temperature range: -40°C up to +100°C

Test standard: EN50262



Dimensions

G Thread size
GL Thread length
SW Spanner size

Metric thread

Part no.	Size Metr.	Cable Ø from / to mm	Thread length mm	Spanner size mm	Unit	Net EUR/100 items at a purchase of		
						up to 100	101 - 500	501 - 1000
99980	M12 x 1,5	3,0 - 6,5	6,0	14	50	o. r.	o. r.	o. r.
99981	M16 x 1,5	5,0 - 10,0	7,0	22	50	o. r.	o. r.	o. r.
99982	M20 x 1,5	6,0 - 12,0	8,0	22	50	o. r.	o. r.	o. r.
99983	M25 x 1,5	11,0 - 17,0	8,0	27	25	o. r.	o. r.	o. r.
99984	M32 x 1,5	15,0 - 21,0	8,0	36	25	o. r.	o. r.	o. r.
99985	M40 x 1,5	19,0 - 28,0	9,0	46	20	o. r.	o. r.	o. r.
99986	M50 x 1,5	30,0 - 38,0	9,0	60	12	o. r.	o. r.	o. r.
99987	M63 x 1,5	34,0 - 44,0	14,0	65 / 68	12	o. r.	o. r.	o. r.

PG thread

Part no.	Size PG	Cable Ø from / to mm	Thread length mm	Spanner size mm	Unit	Net EUR/100 items at a purchase of		
						up to 100	101 - 500	501 - 1000
99970	7	3,0 - 6,5	6,0	14	50	o. r.	o. r.	o. r.
99971	9	4,0 - 8,0	6,0	17	50	o. r.	o. r.	o. r.
99972	11	5,0 - 10,0	6,0	22	50	o. r.	o. r.	o. r.
99973	13,5	6,0 - 12,0	6,5	22	50	o. r.	o. r.	o. r.
99974	16	10,0 - 14,0	6,5	24	25	o. r.	o. r.	o. r.
99975	21	13,0 - 18,0	7,2	30	25	o. r.	o. r.	o. r.
99976	29	18,0 - 25,0	8,0	41	20	o. r.	o. r.	o. r.
99977	36	22,0 - 32,0	9,0	50	15	o. r.	o. r.	o. r.
99978	42	30,0 - 38,0	12,0	60	12	o. r.	o. r.	o. r.
99979	48	34,0 - 44,0	14,0	65	12	o. r.	o. r.	o. r.

NPT thread

Part no.	Size NPT	Cable Ø from / to mm	Thread length mm	Spanner size mm	Unit	Net EUR/100 items at a purchase of		
						up to 100	101 - 500	501 - 1000
99800	3/8"	5,0 - 10,0	11,5	20	50	o. r.	o. r.	o. r.
99801	1/2"	6,0 - 12,0	13,0	22	50	o. r.	o. r.	o. r.
99802	3/4"	13,0 - 18,0	13,0	30	25	o. r.	o. r.	o. r.
99803	1"	18,0 - 25,0	13,0	40 / 43	10	o. r.	o. r.	o. r.

Dimensions and specifications may be changed without prior notice.

o. r. = on request

HSK-PVDF Cable gland

Polyvinylidene fluoride



HSK-PVDF

Polyvinylidene fluoride for use in the chemical industry, at high temperatures, under long-term UV exposure.
The cable gland to meet stringent requirements in technology.

Material

PVDF
Clamp: PVDF
Seal: FKM

- phosphor-free
- silicone-free
- cadmium-free

Properties

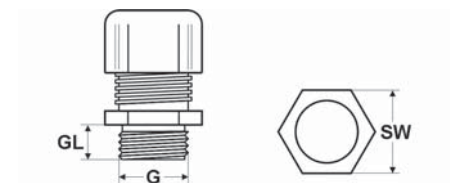
- Easy to assemble
- Completely water-tight
- Optimum strain relief
- Large clamping areas

Technical data

Protection class: IP 68 - 10 bar / IP 69K (within the specific clamping range with additional o-ring)

Temperature range: -35°C up to +150°C

Test standard: EN50262



Dimensions

G Thread size
GL Thread length
SW Spanner size

Metric thread

Part no. natural	Size Metr.	Cable Ø from / to mm	Thread length mm	Spanner size mm	Unit	Net EUR/ 100 items at a purchase of		
						up to 100	101 - 500	501 - 1000
97527	M12 x 1,5	3,0 - 6,5	8,0	15	50	o. r.	o. r.	o. r.
97528	M16 x 1,5	4,0 - 8,0	8,0	19	50	o. r.	o. r.	o. r.
97529	M20 x 1,5	6,0 - 12,0	9,0	24	50	o. r.	o. r.	o. r.
97530	M25 x 1,5	13,0 - 18,0	11,0	33	50	o. r.	o. r.	o. r.
97531	M32 x 1,5	18,0 - 25,0	11,0	42	25	o. r.	o. r.	o. r.

Metric thread - with reducing seal

Part no. natural	Size Metr.	Cable Ø from / to mm	Thread length mm	Spanner size mm	Unit	Net EUR/ 100 items at a purchase of		
						up to 100	101 - 500	501 - 1000
99630	M12 x 1,5	2,0 - 5,0	8,0	15	50	o. r.	o. r.	o. r.
99631	M16 x 1,5	2,0 - 6,0	8,0	19	50	o. r.	o. r.	o. r.
99632	M20 x 1,5	5,0 - 9,0	9,0	24	50	o. r.	o. r.	o. r.
99633	M25 x 1,5	9,0 - 16,0	11,0	33	50	o. r.	o. r.	o. r.
99634	M32 x 1,5	13,0 - 20,0	11,0	42	25	o. r.	o. r.	o. r.

Continuation ►

HSK-PVDF Cable gland



Polyvinylidene fluoride

PG thread

Part no. natural	Size PG	Cable Ø from / to mm	Thread length mm	Spanner size mm	Unit	Net EUR/ 100 items at a purchase of		
						up to 100	101 - 500	501 - 1000
97184	7	3,0 - 6,5	8,0	15	50	o. r.	o. r.	o. r.
96748	9	4,0 - 8,0	8,0	19	50	o. r.	o. r.	o. r.
97185	11	5,0 - 10,0	8,0	22	50	o. r.	o. r.	o. r.
97186	13,5	6,0 - 12,0	9,0	24	50	o. r.	o. r.	o. r.
97187	16	10,0 - 14,0	10,0	27	50	o. r.	o. r.	o. r.
97188	21	13,0 - 18,0	11,0	33	50	o. r.	o. r.	o. r.
97189	29	18,0 - 25,0	11,0	42	25	o. r.	o. r.	o. r.
97190	36	22,0 - 32,0	13,0	53	10	o. r.	o. r.	o. r.
97191	42	32,0 - 38,0	13,0	60	5	o. r.	o. r.	o. r.
97192	48	37,0 - 44,0	14,0	65	5	o. r.	o. r.	o. r.

NPT thread

Part no. natural	Size NPT	Cable Ø from / to mm	Thread length mm	Spanner size mm	Unit	Net EUR/ 100 items at a purchase of		
						up to 100	101 - 500	501 - 1000
91675	3/8"	4,0 - 8,0	15,0	19 / 22	50	o. r.	o. r.	o. r.
91676	1/2"	6,0 - 12,0	13,0	24	50	o. r.	o. r.	o. r.
91677	1/2"	10,0 - 14,0	13,0	27	50	o. r.	o. r.	o. r.
91678	3/4"	13,0 - 18,0	14,0	33	50	o. r.	o. r.	o. r.

Dimensions and specifications may be changed without prior notice.

o. r. = on request

HSK-MS-PVDF Cable gland

Brass and polyvinylidene fluoride



HSK-MS-PVDF

Cable gland to meet stringent requirements in technology.

Polyvinylidene fluoride for use in the chemical industry, at high temperatures, under long-term UV exposure.

Material

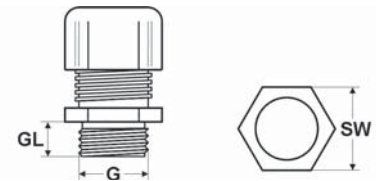
Brass, nickel plated
Clamp: PVDF
Seal: FKM
O-ring: FKM

Properties

- Easy to assemble
- Completely water-tight
- Optimum strain relief
- Large clamping areas

Technical data

Protection class: IP 68 - 10 bar / IP 69K
Temperature range: -35°C up to +150°C



Dimensions

G Thread size
GL Thread length
SW Spanner size

Metric thread

Part no.	Size Metr.	Cable Ø from / to mm	Thread length mm	Spanner size mm	Unit	Net EUR/100 items at a purchase of		
						up to 100	101 - 500	501 - 1000
97571	M12 x 1,5	3,0 - 6,5	6,5	14	50	o. r.	o. r.	o. r.
97572	M16 x 1,5	4,0 - 8,0	6,0	17 / 19	50	o. r.	o. r.	o. r.
905084	M16 x 1,5	5,0 - 10,0	6,0	20	50	o. r.	o. r.	o. r.
97573	M20 x 1,5	10,0 - 14,0	6,0	24	50	o. r.	o. r.	o. r.
97574	M25 x 1,5	13,0 - 18,0	7,0	30	25	o. r.	o. r.	o. r.
97575	M32 x 1,5	18,0 - 25,0	8,0	40	25	o. r.	o. r.	o. r.
97576	M40 x 1,5	22,0 - 32,0	8,0	50	10	o. r.	o. r.	o. r.

PG thread

Part no.	Size PG	Cable Ø from / to mm	Thread length mm	Spanner size mm	Unit	Net EUR/100 items at a purchase of		
						up to 100	101 - 500	501 - 1000
97565	7	3,0 - 6,5	5,0	14	50	o. r.	o. r.	o. r.
97500	9	4,0 - 8,0	6,0	17	50	o. r.	o. r.	o. r.
97445	11	5,0 - 10,0	6,0	20	50	o. r.	o. r.	o. r.
97446	13,5	6,0 - 12,0	6,5	22	50	o. r.	o. r.	o. r.
97447	16	10,0 - 14,0	6,5	24	50	o. r.	o. r.	o. r.
97566	21	13,0 - 18,0	7,0	30	25	o. r.	o. r.	o. r.
97567	29	18,0 - 25,0	8,0	40	25	o. r.	o. r.	o. r.
97568	36	22,0 - 32,0	8,0	50	10	o. r.	o. r.	o. r.
97569	42	32,0 - 38,0	9,0	57	5	o. r.	o. r.	o. r.
97570	48	37,0 - 44,0	10,0	64	5	o. r.	o. r.	o. r.

NPT thread

Part no.	Size NPT	Cable Ø from / to mm	Thread length mm	Spanner size mm	Unit	Net EUR/100 items at a purchase of		
						up to 100	101 - 500	501 - 1000
97663	3/8"	4,0 - 8,0	15,0	17 / 19	25	o. r.	o. r.	o. r.
97664	1/2"	6,0 - 12,0	13,0	22 / 24	50	o. r.	o. r.	o. r.

Dimensions and specifications may be changed without prior notice.

o. r. = on request



HSK-INOX

Stainless steel cable gland

Application

- Plant and machine construction
- Automation technology
- Installation technology

Material

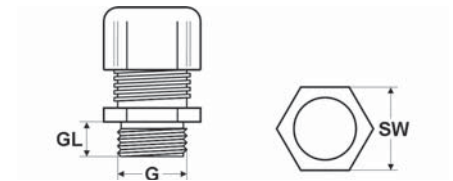
Stainless steel 1.4305 / AISI 303
 Clamp: Polyamide
 Seal: NBR
 O-ring: NBR

Properties

- Easy to assemble
- Completely water-tight
- Optimum strain relief
- Large clamping areas

Technical data

Protection class: IP 68 - 10 bar / IP 69K
 Temperature range: -40°C up to +100°C



Dimensions

G Thread size
 GL Thread length
 SW Spanner size

Metric thread

Part no.	Size Metr.	Cable Ø from / to mm	Thread length mm	Spanner size mm	Unit	Net EUR/ 100 items at a purchase of		
						up to 100	101 - 500	501 - 1000
98076	M12 x 1,5	3,0 - 6,5	6,5	14	10	o. r.	o. r.	o. r.
98078	M16 x 1,5	5,0 - 10,0	6,0	22	10	o. r.	o. r.	o. r.
98080	M20 x 1,5	10,0 - 14,0	6,0	24	10	o. r.	o. r.	o. r.
98082	M25 x 1,5	13,0 - 18,0	7,0	30	10	o. r.	o. r.	o. r.
98084	M32 x 1,5	18,0 - 25,0	8,0	41	5	o. r.	o. r.	o. r.
98086	M40 x 1,5	22,0 - 32,0	8,0	50	5	o. r.	o. r.	o. r.
905734	M50 x 1,5	32,0 - 38,0	9,0	60	5	o. r.	o. r.	o. r.
905736	M63 x 1,5	37,0 - 44,0	10,0	64 / 68	5	o. r.	o. r.	o. r.

Metric thread - with reducing seal

Part no.	Size Metr.	Cable Ø from / to mm	Thread length mm	Spanner size mm	Unit	Net EUR/ 100 items at a purchase of		
						up to 100	101 - 500	501 - 1000
98077	M12 x 1,5	2,0 - 5,0	6,5	14	10	o. r.	o. r.	o. r.
98079	M16 x 1,5	3,0 - 7,0	6,0	22	10	o. r.	o. r.	o. r.
98081	M20 x 1,5	7,0 - 12,0	6,0	24	10	o. r.	o. r.	o. r.
98083	M25 x 1,5	9,0 - 16,0	7,0	30	10	o. r.	o. r.	o. r.
98085	M32 x 1,5	13,0 - 20,0	8,0	41	5	o. r.	o. r.	o. r.
98087	M40 x 1,5	20,0 - 26,0	8,0	50	5	o. r.	o. r.	o. r.
905733	M50 x 1,5	25,0 - 31,0	9,0	60	5	o. r.	o. r.	o. r.
905735	M63 x 1,5	29,0 - 35,0	10,0	64 / 68	5	o. r.	o. r.	o. r.

Continuation ►

Stainless steel

PG thread

Part no.	Size PG	Cable Ø from / to mm	Thread length mm	Spanner size mm	Unit	Net EUR/100 items at a purchase of		
						up to 100	101 - 500	501 - 1000
90210	7	3,0 - 6,5	5,0	14	10	o. r.	o. r.	o. r.
90212	9	4,0 - 8,0	6,0	17	10	o. r.	o. r.	o. r.
90214	11	5,0 - 10,0	6,0	22	10	o. r.	o. r.	o. r.
90216	13,5	6,0 - 12,0	6,5	22	10	o. r.	o. r.	o. r.
90218	16	10,0 - 14,0	6,5	24	10	o. r.	o. r.	o. r.
90377	21	13,0 - 18,0	7,0	30	10	o. r.	o. r.	o. r.
98286	29	18,0 - 25,0	8,0	41	5	o. r.	o. r.	o. r.
98288	36	22,0 - 32,0	8,0	50	5	o. r.	o. r.	o. r.
905738	42	32,0 - 38,0	9,0	57	5	o. r.	o. r.	o. r.
905740	48	37,0 - 44,0	10,0	64	5	o. r.	o. r.	o. r.

PG thread - with reducing seal

Part no.	Size PG	Cable Ø from / to mm	Thread length mm	Spanner size mm	Unit	Net EUR/100 items at a purchase of		
						up to 100	101 - 500	501 - 1000
90211	7	2,0 - 5,0	5,0	14	10	o. r.	o. r.	o. r.
90213	9	2,0 - 6,0	6,0	17	10	o. r.	o. r.	o. r.
90215	11	3,0 - 7,0	6,0	22	10	o. r.	o. r.	o. r.
90217	13,5	5,0 - 9,0	6,5	22	10	o. r.	o. r.	o. r.
90219	16	7,0 - 12,0	6,5	24	10	o. r.	o. r.	o. r.
90378	21	9,0 - 16,0	7,0	30	10	o. r.	o. r.	o. r.
98287	29	13,0 - 20,0	8,0	41	5	o. r.	o. r.	o. r.
98289	36	20,0 - 26,0	8,0	50	5	o. r.	o. r.	o. r.
905737	42	25,0 - 31,0	9,0	57	5	o. r.	o. r.	o. r.
905739	48	29,0 - 35,0	10,0	64	5	o. r.	o. r.	o. r.

NPT thread

Part no.	Size NPT	Cable Ø from / to mm	Thread length mm	Spanner size mm	Unit	Net EUR/100 items at a purchase of		
						up to 100	101 - 500	501 - 1000
905742	3/8"	4,0 - 8,0	15,0	17 / 19	5	o. r.	o. r.	o. r.
905744	1/2"	6,0 - 12,0	13,0	22 / 24	10	o. r.	o. r.	o. r.
905746	3/4"	13,0 - 18,0	13,0	30	5	o. r.	o. r.	o. r.
905748	1"	18,0 - 25,0	19,0	41	10	o. r.	o. r.	o. r.

NPT thread - with reducing seal

Part no.	Size NPT	Cable Ø from / to mm	Thread length mm	Spanner size mm	Unit	Net EUR/100 items at a purchase of		
						up to 100	101 - 500	501 - 1000
905741	3/8"	2,0 - 6,0	15,0	17 / 19	5	o. r.	o. r.	o. r.
905743	1/2"	5,0 - 9,0	13,0	22 / 24	5	o. r.	o. r.	o. r.
905745	3/4"	9,0 - 16,0	13,0	30	5	o. r.	o. r.	o. r.
905747	1"	13,0 - 20,0	19,0	41	10	o. r.	o. r.	o. r.

Dimensions and specifications may be changed without prior notice.

o. r. = on request

UNI-DICHT-VK-PVDF Body gland

Polyvinylidene fluoride



UNI-DICHT-VK-PVDF

Gland body made of PVDF for populating with inserts made of TPE or silicone. For use in chemical industry, at high temperatures, or long lasting UV-stress.

Application

- Chemical industry
- Food industry
- Plant and machine construction
- Automation technology
- Installation technology
- Control cabinet construction

Material

PVDF

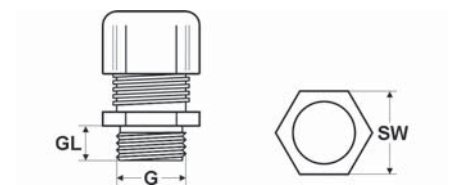
- phosphor-free
- cadmium-free

Note

Use short-sized inserts when using gland bodies of size M12x1.5 or M20x1.5.

Technical data

Temperature range: -40°C up to +150°C



Dimensions

- G Thread size
- GL Thread length
- SW Spanner size

Metric thread

Part no.	Size Metr.	Thread length mm	Spanner size mm	Unit	Net EUR/ 100 items at a purchase of		
					up to 100	101 - 500	501 - 1000
904240	M12 x 1,5	8,0	15	50	o. r.	o. r.	o. r.
904241	M16 x 1,5	9,0	19	50	o. r.	o. r.	o. r.
904242	M20 x 1,5	9,0	24	50	o. r.	o. r.	o. r.
904243	M25 x 1,5	9,0	29	50	o. r.	o. r.	o. r.
904244	M32 x 1,5	11,0	38	25	o. r.	o. r.	o. r.
904245	M40 x 1,5	11,5	46	10	o. r.	o. r.	o. r.
904246	M50 x 1,5	13,0	56	5	o. r.	o. r.	o. r.

Dimensions and specifications may be changed without prior notice.

o. r. = on request

UNI-DICHT-VK-stainless steel Body gland

Stainless steel



UNI-DICHT-VK-stainless steel

Gland body made of stainless steel for populating with inserts made of TPE. For use in chemical industry, at high temperatures, or long lasting UV-stress.

Application

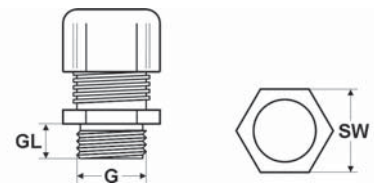
- Chemical industry
- Food industry
- Plant and machine construction
- Automation technology
- Installation technology
- Control cabinet construction

Material

Stainless steel 1.4305 / AISI 303

Technical data

Temperature range: up to +200°C



Dimensions

G Thread size
GL Thread length
SW Spanner size

Metric thread


Part no.	Size Metr.	Thread length mm	Spanner size mm	Unit	Net EUR/100 items at a purchase of		
					up to 100	101 - 500	501 - 1000
904247	M12 x 1,5	5,0	14	50	o. r.	o. r.	o. r.
904248	M16 x 1,5	6,0	19	50	o. r.	o. r.	o. r.
904249	M20 x 1,5	6,5	22	50	o. r.	o. r.	o. r.
904250	M25 x 1,5	7,5	27	50	o. r.	o. r.	o. r.
904251	M32 x 1,5	8,0	36	25	o. r.	o. r.	o. r.
904252	M40 x 1,5	8,0	46	10	o. r.	o. r.	o. r.
904253	M50 x 1,5	10,0	55	5	o. r.	o. r.	o. r.

Dimensions and specifications may be changed without prior notice.

o. r. = on request

UNI-DICHT Sealing insert

Standard, silicone



UNI-DICHT sealing insert silicone

Sealing inserts made of silicone for populating of UNI-DICHT gland bodies. For use in chemical industry and at high temperatures.

Application

- Plant and machine construction
- Robotics
- Automation technology
- Vehicle construction and shipbuilding
- Railway technology
- Installation technology
- Control cabinet construction

Material

Silicone

- halogen-free
- phosphor-free
- cadmium-free

Note

Short-size inserts are used with gland bodies made of PVDF.
Standard size inserts are used with gland bodies made of stainless steel.

Technical data

Temperature range: -60°C up to +200°C

Part no.	Size metric	Sealing insert colour	Cable Ø from / to mm	Unit	Net EUR/100 items at a purchase of		
					up to 100	101 - 500	501 - 1000
904254	M12 x 1,5	transparent/short	4,0 - 6,5	100	o. r.	o. r.	o. r.
904255	M12 x 1,5	transparent	4,0 - 6,5	100	o. r.	o. r.	o. r.
904256	M16 x 1,5	transparent	4,0 - 6,5	100	o. r.	o. r.	o. r.
904257	M16 x 1,5	transparent	6,5 - 9,5	100	o. r.	o. r.	o. r.
904258	M20 x 1,5	transparent/short	4,0 - 6,5	100	o. r.	o. r.	o. r.
904259	M20 x 1,5	transparent	4,0 - 6,5	100	o. r.	o. r.	o. r.
904260	M20 x 1,5	transparent/short	6,5 - 9,5	100	o. r.	o. r.	o. r.
904261	M20 x 1,5	transparent	6,5 - 9,5	100	o. r.	o. r.	o. r.
904262	M20 x 1,5	transparent/short	7,0 - 10,5	100	o. r.	o. r.	o. r.
904263	M20 x 1,5	transparent	7,0 - 10,5	100	o. r.	o. r.	o. r.
904264	M20 x 1,5	transparent	9,0 - 13,0	100	o. r.	o. r.	o. r.
904265	M25 x 1,5	transparent	7,0 - 10,5	100	o. r.	o. r.	o. r.
904266	M25 x 1,5	transparent	9,0 - 13,0	100	o. r.	o. r.	o. r.
904267	M25 x 1,5	transparent	11,5 - 15,5	100	o. r.	o. r.	o. r.
904268	M32 x 1,5	transparent	9,0 - 13,0	50	o. r.	o. r.	o. r.
904269	M32 x 1,5	transparent	11,5 - 15,5	50	o. r.	o. r.	o. r.
904270	M32 x 1,5	transparent	14,0 - 18,0	50	o. r.	o. r.	o. r.
904271	M40 x 1,5	transparent	14,0 - 18,0	25	o. r.	o. r.	o. r.
904272	M40 x 1,5	transparent	17,0 - 20,5	25	o. r.	o. r.	o. r.
904273	M40 x 1,5	transparent	20,0 - 25,0	25	o. r.	o. r.	o. r.
904274	M40 x 1,5	transparent	24,0 - 28,0	25	o. r.	o. r.	o. r.
904275	M50 x 1,5	transparent	27,0 - 32,0	10	o. r.	o. r.	o. r.
904276	M50 x 1,5	transparent	29,0 - 34,0	10	o. r.	o. r.	o. r.
904277	M50 x 1,5	transparent	32,0 - 36,0	10	o. r.	o. r.	o. r.

Dimensions and specifications may be changed without prior notice.

o. r. = on request

KM-INOX Counternut

Stainless steel



KM-INOX

Counternut made of stainless steel.

Material

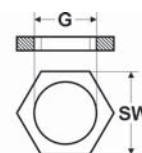
Stainless steel 1.4305 / AISI 303

Technical data

Temperature range: up to +200°C

Application

- Plant and machine construction
- Robotics
- Automation technology
- Vehicle construction and shipbuilding
- Railway technology
- Installation technology
- Control cabinet construction



Dimensions

G Thread size inside
SW Spanner size

Metric thread - female

Part no.	Size Metr.	Spanner size mm	Unit	Net EUR/100 items at a purchase of		
				up to 100	101 - 500	501 - 1000
920605	M12 x 1,5	15,0	100	o. r.	o. r.	o. r.
920606	M16 x 1,5	19,0	100	o. r.	o. r.	o. r.
920607	M20 x 1,5	24,0	100	o. r.	o. r.	o. r.
920608	M25 x 1,5	30,0	100	o. r.	o. r.	o. r.
920609	M32 x 1,5	36,0	50	o. r.	o. r.	o. r.
920610	M40 x 1,5	46,0	50	o. r.	o. r.	o. r.
920611	M50 x 1,5	60,0	10	o. r.	o. r.	o. r.
920612	M63 x 1,5	70,0	10	o. r.	o. r.	o. r.

PG thread - female

Part no.	Size PG	Spanner size mm	Unit	Net EUR/100 items at a purchase of		
				up to 100	101 - 500	501 - 1000
92970	7	17,0	100	o. r.	o. r.	o. r.
92971	9	19,0	100	o. r.	o. r.	o. r.
92972	11	22,0	100	o. r.	o. r.	o. r.
92973	13,5	24,0	100	o. r.	o. r.	o. r.
92974	16	27,0	100	o. r.	o. r.	o. r.
92975	21	32,0	100	o. r.	o. r.	o. r.
92976	29	41,0	50	o. r.	o. r.	o. r.
92977	36	60,0	25	o. r.	o. r.	o. r.

Dimensions and specifications may be changed without prior notice.

o. r. = on request

VS-O stainless steel Screw plug



VS-O Stainless Steel

Screw plug made of stainless steel with an O-ring made by FKM.

Material

Stainless steel 1.4305 / AISI 303
O-ring: FKM

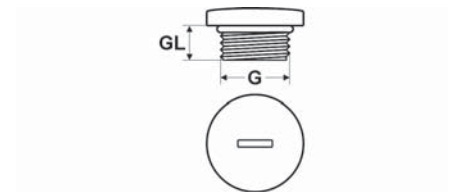
Technical data

Protection class: IP 68

Temperature range: -15°C up to +200°C

Application

- Plant and machine construction
- Robotics
- Automation technology
- Vehicle construction and shipbuilding
- Railway technology
- Installation technology
- Control cabinet construction



Dimensions

- G Thread size
- GL Thread length
- D Outer diameter
- H Height


Metric thread

Part no.	Size Metr.	Thread length mm	Outer Ø ca. mm	Height mm	Unit	Net EUR/100 items at a purchase of		
						up to 100	101 - 500	501 - 1000
905946	M12 x 1,5	5,0	14,0	7,5	10	o. r.	o. r.	o. r.
905947	M16 x 1,5	5,0	18,0	8,0	10	o. r.	o. r.	o. r.
905948	M20 x 1,5	6,5	22,0	9,5	10	o. r.	o. r.	o. r.
905949	M25 x 1,5	7,0	28,0	11,0	10	o. r.	o. r.	o. r.
905950	M32 x 1,5	8,0	35,0	12,0	5	o. r.	o. r.	o. r.
905951	M40 x 1,5	8,5	44,0	13,0	5	o. r.	o. r.	o. r.
905952	M50 x 1,5	9,0	54,0	15,0	2	o. r.	o. r.	o. r.
905953	M63 x 1,5	10,0	67,0	16,0	1	o. r.	o. r.	o. r.

Dimensions and specifications may be changed without prior notice.

o. r. = on request

O-ring FKM



O-ring FKM

O-rings for sealing against water, dust, and oil.
Made of FKM for large temperature range.

Application

- Plant and machine construction
- Robotics
- Automation technology
- Vehicle construction and shipbuilding
- Railway technology
- Installation technology
- Control cabinet construction

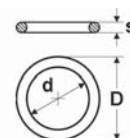
Material

FKM

- halogen-free
- phosphor-free
- silicone-free
- cadmium-free

Technical data

Temperature range: -40°C up to +200°C



Dimensions

D Outer diameter
d Inner diameter
s Thickness

Metric thread

Part no.	Size metr.	Inner Ø mm	Outer Ø mm	Thickness mm	Unit	Net EUR/100 items at a purchase of		
						up to 100	101 - 500	501 - 1000
98594	M12 x 1,5	10,0	13,0	1,5	100	o. r.	o. r.	o. r.
98595	M16 x 1,5	12,0	15,0	1,5	100	o. r.	o. r.	o. r.
98596	M20 x 1,5	17,0	20,6	1,8	100	o. r.	o. r.	o. r.
904282	M25 x 1,5	22,0	26,0	2,0	100	o. r.	o. r.	o. r.
904283	M32 x 1,5	29,0	33,0	2,0	100	o. r.	o. r.	o. r.
904284	M40 x 1,5	35,0	39,0	2,0	50	o. r.	o. r.	o. r.
904285	M50 x 1,5	43,0	47,0	2,0	50	o. r.	o. r.	o. r.
904286	M63 x 1,5	55,0	59,0	2,0	50	o. r.	o. r.	o. r.

PG thread

Part no.	Size PG	Inner Ø mm	Outer Ø mm	Thickness mm	Unit	Net EUR/100 items at a purchase of		
						up to 100	101 - 500	501 - 1000
97753	7	10,0	13,0	1,5	100	o. r.	o. r.	o. r.
904287	9	12,0	15,0	1,5	100	o. r.	o. r.	o. r.
904288	11	16,0	19,6	1,8	100	o. r.	o. r.	o. r.
904289	13,5	17,0	20,6	1,8	100	o. r.	o. r.	o. r.
96662	16	18,0	21,0	1,5	100	o. r.	o. r.	o. r.
904290	21	26,0	30,0	2,0	100	o. r.	o. r.	o. r.
904291	29	33,0	37,0	2,0	50	o. r.	o. r.	o. r.
904292	36	43,0	47,0	2,0	50	o. r.	o. r.	o. r.
904293	42	50,0	54,0	2,0	25	o. r.	o. r.	o. r.
904294	48	55,0	59,0	2,0	25	o. r.	o. r.	o. r.

Dimensions and specifications may be changed without prior notice.

o. r. = on request

HSK-MS-EX-E
HSK-EX

VSK-EX

DMT 02 ATEX E 047 X  II 2 GD EEx e II

HELUTOP® HT-PA-EX

Explosive area



HELUTOP® HT-PA-EX

For use in explosive areas.

Application

Zone 1, Zone 2, Zone 21, Zone 22, IIA, IIB, IIC

Material

Polyamide PA 6
Seal: Chloroprene-rubber (CR)
O-ring: Chloroprene-rubber (CR)

- phosphor-free
- silicone-free
- cadmium-free

Note

Certificate of Conformity: IMQ 13 ATEX 010 X, IEC Ex IM2 13.003

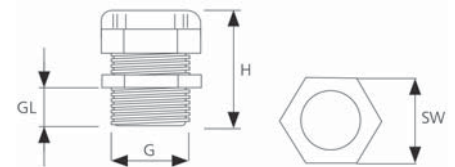
Marking: Ex II 2GD Exe IIC Gb, Ex tb IIIC Db

Technical data

Protection class: IP 66 / IP 68 (EN 60529)
Impact-resistant: 4 Joule

Temperature range: -40°C up to +80°C

Test standard: EN 60079-0:2012 / EN 60079-7:2007 / EN 60079-11:2012 / EN 60079-31:2014 / IEC 60079-0:2011 / IEC 60079-7:2006 / IEC 60079-11:2011 / IEC 60079-31:2013



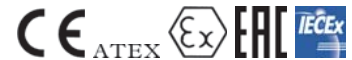
Part no. black	Size Metr.	Cable Ø from / to mm	Thread length mm	Spanner size mm	Height mm	Unit	Net EUR/100 items at a purchase of		
							up to 100	101 - 500	501 - 1000
906691	M20 x 1,5	6,0 - 12,0	10,0	24	39	50	o. r.	o. r.	o. r.
906938	M20 x 1,5	6,0 - 12,0	15,0	24	44	50	o. r.	o. r.	o. r.
906692	M20 x 1,5	10,0 - 14,0	10,0	27	41	50	o. r.	o. r.	o. r.
906939	M20 x 1,5	10,0 - 14,0	15,0	27	46	50	o. r.	o. r.	o. r.
906693	M25 x 1,5	13,0 - 18,0	10,0	33	47	25	o. r.	o. r.	o. r.
906940	M25 x 1,5	13,0 - 18,0	15,0	33	52	25	o. r.	o. r.	o. r.
906694	M25 x 1,5	11,0 - 17,0	8,0	29	43	50	o. r.	o. r.	o. r.
906695	M32 x 1,5	15,0 - 21,0	10,0	36	52	25	o. r.	o. r.	o. r.
906696	M32 x 1,5	18,0 - 25,0	15,0	42	56	25	o. r.	o. r.	o. r.
906697	M40 x 1,5	19,0 - 28,0	10,0	46	46	20	o. r.	o. r.	o. r.
906698	M40 x 1,5	22,0 - 32,0	18,0	53	69,5	10	o. r.	o. r.	o. r.
906699	M50 x 1,5	30,0 - 38,0	18,0	60	71,5	10	o. r.	o. r.	o. r.
906700	M63 x 1,5	34,0 - 44,0	18,0	65	71,5	10	o. r.	o. r.	o. r.

Dimensions and specifications may be changed without prior notice.

o. r. = on request

HELUTOP® HT-PA-EX-Plus

Explosive area



HELUTOP® HT-PA-EX-Plus

For use in explosive areas.

Application

- Zone 1, Zone 2, Zone 21, Zone 22, IIA, IIB, IIC

Material

Polyamide PA 6
Seal: Chloroprene-rubber (CR)
Flat seal: Chloroprene-rubber (CR)

- phosphor-free
- silicone-free
- cadmium-free

Note

For intrinsically safe area type "i", in blue on request.

Certificate of Conformity:

IMQ 13 ATEX 010 X
IECEx IMQ 13.0003X

Approval:

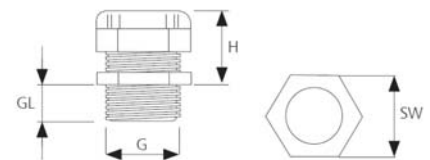
EX II 2GD
Ex e IIC Gb/Ex tb IIIC Db IP 66/68

Technical data

Protection class: IP 66 / IP 68
Impact-resistant: 7 Joule

Temperature range: -40°C up to +70°C

Test standard: EN 60079-0:2012 / EN 60079-7:2007 / EN 60079-11:2012 / EN 60079-31:2014 / IEC 60079-0:2011 / IEC 60079-7:2006 / IEC 60079-11:2011 / IEC 60079-31:2013



Dimensions

G Thread size
GL Thread length
H Height

Chloroprene sealing

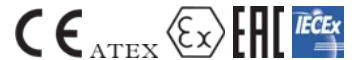
Part no. black	Size Metr.	Cable Ø from / to mm	Thread length mm	Spanner size mm	Height mm	Unit	Net EUR/100 items at a purchase of up to 100	101 - 500	501 - 1000
908080	M12 x 1,5	4,0 - 6,5	10,0	15	22	100	o. r.	o. r.	o. r.
908081	M12 x 1,5	4,0 - 6,5	15,0	15	22	100	o. r.	o. r.	o. r.
908082	M16 x 1,5	5,0 - 8,0	10,0	19	26	50	o. r.	o. r.	o. r.
908083	M16 x 1,5	6,0 - 10,0	10,0	22	29	50	o. r.	o. r.	o. r.
908084	M16 x 1,5	6,0 - 10,0	15,0	22	29	50	o. r.	o. r.	o. r.
908085	M20 x 1,5	6,0 - 10,0	10,0	24	29	50	o. r.	o. r.	o. r.
908086	M20 x 1,5	7,0 - 12,0	10,0	24	29	50	o. r.	o. r.	o. r.
908087	M20 x 1,5	7,0 - 12,0	15,0	24	29	50	o. r.	o. r.	o. r.
908088	M20 x 1,5	7,0 - 13,0	10,0	25	30,5	50	o. r.	o. r.	o. r.
908089	M20 x 1,5	11,0 - 14,0	10,0	27	29	50	o. r.	o. r.	o. r.
908090	M20 x 1,5	11,0 - 14,0	15,0	27	29	50	o. r.	o. r.	o. r.
908091	M25 x 1,5	11,0 - 14,0	10,0	27	29	25	o. r.	o. r.	o. r.
908092	M25 x 1,5	11,0 - 14,0	15,0	27	29	25	o. r.	o. r.	o. r.
908093	M25 x 1,5	12,0 - 17,0	15,0	29	35	25	o. r.	o. r.	o. r.
908094	M25 x 1,5	12,0 - 17,0	10,0	29	35	25	o. r.	o. r.	o. r.
908095	M25 x 1,5	14,0 - 18,0	10,0	33	37	25	o. r.	o. r.	o. r.
908096	M25 x 1,5	14,0 - 18,0	15,0	33	37	25	o. r.	o. r.	o. r.
908098	M32 x 1,5	16,0 - 21,0	10,0	36	42	20	o. r.	o. r.	o. r.
908099	M32 x 1,5	16,0 - 21,0	15,0	42	41	20	o. r.	o. r.	o. r.
908468	M32 x 1,5	19,0 - 25,0	15,0	42	40,5	20	o. r.	o. r.	o. r.
908100	M40 x 1,5	20,0 - 28,0	10,0	46	46	10	o. r.	o. r.	o. r.
908101	M40 x 1,5	20,0 - 28,0	15,0	46	46	10	o. r.	o. r.	o. r.
908102	M40 x 1,5	23,0 - 32,0	18,0	53	51,5	10	o. r.	o. r.	o. r.
908103	M50 x 1,5	31,0 - 38,0	18,0	60	53	10	o. r.	o. r.	o. r.
908104	M63 x 1,5	35,0 - 44,0	18,0	65	53,5	10	o. r.	o. r.	o. r.

Dimensions and specifications may be changed without prior notice.

o. r. = on request

HELUTOP® HT-PA-EX-Plus

Explosive area



HELUTOP® HT-PA-EX-Plus

For use in explosive areas

Application

- Zone 1, Zone 2, Zone 21, Zone 22, IIA, IIB, IIC

Material

Polyamide PA 6
Seal: Silicone
Flat seal: Silicone

- phosphor-free
- cadmium-free

Note

For intrinsically safe area type "i", in blue on request.

Certificate of Conformity:

IMQ 13 ATEX 010 X
IECEx IMQ 13.0003X

Approval:

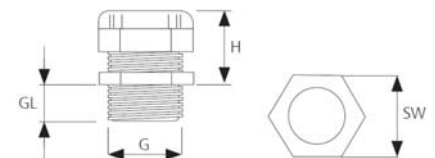
EX II 2GD
Ex e IIC Gb/Ex tb IIIC Db IP 66/68

Technical data

Protection class: IP 66 / IP 68
Impact-resistant: 7 Joule

Temperature range: -60°C up to +70°C

Test standard: EN 60079-0:2012 / EN 60079-7:2007 / EN 60079-11:2012 / EN 60079-31:2014 / IEC 60079-0:2011 / IEC 60079-7:2006 / IEC 60079-11:2011 / IEC 60079-31:2013



Dimensions

G Thread size
GL Thread length
H Height

Silicone sealing

Part no. black	Size Metr.	Cable Ø from / to mm	Thread length mm	Spanner size mm	Height mm	Unit	Net EUR/100 items at a purchase of		
							up to 100	101 - 500	501 - 1000
908105	M12 x 1,5	4,0 - 6,5	10,0	15	22	100	o. r.	o. r.	o. r.
908106	M12 x 1,5	4,0 - 6,5	15,0	15	22	100	o. r.	o. r.	o. r.
908107	M16 x 1,5	5,0 - 8,0	10,0	19	26	50	o. r.	o. r.	o. r.
908108	M16 x 1,5	6,0 - 10,0	10,0	22	29,5	50	o. r.	o. r.	o. r.
908109	M16 x 1,5	6,0 - 10,0	15,0	22	29	50	o. r.	o. r.	o. r.
908110	M20 x 1,5	6,0 - 10,0	10,0	24	29	50	o. r.	o. r.	o. r.
908111	M20 x 1,5	7,0 - 12,0	10,0	24	29	50	o. r.	o. r.	o. r.
908112	M20 x 1,5	7,0 - 12,0	15,0	24	29	50	o. r.	o. r.	o. r.
908113	M20 x 1,5	7,0 - 13,0	10,0	25	30,5	50	o. r.	o. r.	o. r.
908114	M20 x 1,5	11,0 - 14,0	10,0	27	29	50	o. r.	o. r.	o. r.
908115	M20 x 1,5	11,0 - 14,0	15,0	27	29	50	o. r.	o. r.	o. r.
908116	M25 x 1,5	11,0 - 14,0	10,0	27	29	25	o. r.	o. r.	o. r.
908117	M25 x 1,5	11,0 - 14,0	15,0	27	29	25	o. r.	o. r.	o. r.
908118	M25 x 1,5	12,0 - 17,0	15,0	29	35	25	o. r.	o. r.	o. r.
908119	M25 x 1,5	12,0 - 17,0	10,0	29	35	25	o. r.	o. r.	o. r.
908120	M25 x 1,5	14,0 - 18,0	10,0	33	37	25	o. r.	o. r.	o. r.
908121	M25 x 1,5	14,0 - 18,0	15,0	33	37	25	o. r.	o. r.	o. r.
908123	M32 x 1,5	16,0 - 21,0	10,0	36	42	20	o. r.	o. r.	o. r.
908124	M32 x 1,5	16,0 - 21,0	15,0	42	41	20	o. r.	o. r.	o. r.
908469	M32 x 1,5	19,0 - 25,0	15,0	42	40,5	20	o. r.	o. r.	o. r.
908125	M40 x 1,5	20,0 - 28,0	10,0	46	46	10	o. r.	o. r.	o. r.
908126	M40 x 1,5	20,0 - 28,0	15,0	46	46	10	o. r.	o. r.	o. r.
908127	M40 x 1,5	23,0 - 32,0	18,0	53	51,5	10	o. r.	o. r.	o. r.
908128	M50 x 1,5	31,0 - 38,0	18,0	60	53	10	o. r.	o. r.	o. r.
908129	M63 x 1,5	35,0 - 44,0	18,0	65	53,5	10	o. r.	o. r.	o. r.

Dimensions and specifications may be changed without prior notice.

o. r. = on request



HSK-EX

For use in explosive areas

Application

- Plant and machine construction
- Robotics
- Automation technology
- Vehicle construction and shipbuilding
- Railway technology
- Installation technology
- Control cabinet construction

Material

PA 6, V0 acc. to UL 94
Seal: NBR
O-ring: NBR

- halogen-free
- phosphor-free
- silicone-free
- cadmium-free

Properties

- Easy to assemble
- Completely water-tight
- Optimum strain relief
- Large clamping areas

Note

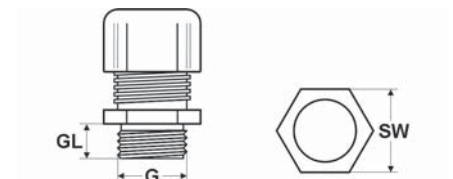
Certificate of Conformity:
EExell DMT 02 ATEX E 047 X

Technical data

Protection class: IP 68 - 10 bar / IP 69K

Temperature range: -20°C up to +95°C

Test standard: EN 60079-0:2006



Dimensions

G Thread size
GL Thread length
SW Spanner size

Metric thread

Part no. light grey RAL 7035	Part no. black RAL 9005	Size Metr.	Cable Ø from / to mm	Thread length mm	Spanner size mm	Unit	Net EUR/ 100 items at a purchase of		
							up to 100	101 - 500	501 - 1000
97995	97986	M12 x 1,5	3,0 - 6,5	8,0	15	50	o. r.	o. r.	o. r.
97996	97987	M16 x 1,5	4,0 - 8,0	8,0	19	50	o. r.	o. r.	o. r.
97997	97988	M16 x 1,5	5,0 - 10,0	8,0	22	50	o. r.	o. r.	o. r.
97998	97156	M20 x 1,5	6,5 - 12,0	9,0	24	50	o. r.	o. r.	o. r.
97999	97989	M20 x 1,5	10,0 - 14,0	9,0	27	50	o. r.	o. r.	o. r.
98000	97990	M25 x 1,5	13,0 - 18,0	11,0	33	50	o. r.	o. r.	o. r.
98001	97991	M32 x 1,5	18,0 - 25,0	11,0	42	25	o. r.	o. r.	o. r.
98002	97992	M40 x 1,5	22,0 - 32,0	13,0	53	10	o. r.	o. r.	o. r.
98003	97993	M50 x 1,5	32,0 - 38,0	13,0	60	5	o. r.	o. r.	o. r.
98004	97994	M63 x 1,5	37,0 - 44,0	14,0	65 / 68	5	o. r.	o. r.	o. r.

Metric thread - for intrinsically safe application

Part no. blue RAL 5012	Size Metr.	Cable Ø from / to mm	Thread length mm	Spanner size mm	Unit	Net EUR/ 100 items at a purchase of		
						up to 100	101 - 500	501 - 1000
97962	M12 x 1,5	3,0 - 6,5	8,0	15	50	o. r.	o. r.	o. r.
97559	M16 x 1,5	4,0 - 8,0	8,0	19	50	o. r.	o. r.	o. r.
97963	M16 x 1,5	5,0 - 10,0	8,0	22	50	o. r.	o. r.	o. r.
96805	M20 x 1,5	6,5 - 12,0	9,0	24	50	o. r.	o. r.	o. r.
97964	M20 x 1,5	10,0 - 14,0	9,0	27	50	o. r.	o. r.	o. r.
97560	M25 x 1,5	13,0 - 18,0	11,0	33	50	o. r.	o. r.	o. r.
97561	M32 x 1,5	18,0 - 25,0	11,0	42	25	o. r.	o. r.	o. r.
97562	M40 x 1,5	22,0 - 32,0	13,0	53	10	o. r.	o. r.	o. r.
97563	M50 x 1,5	32,0 - 38,0	13,0	60	5	o. r.	o. r.	o. r.
97564	M63 x 1,5	37,0 - 44,0	14,0	65 / 68	5	o. r.	o. r.	o. r.

Continuation ▶

Explosive area

PG thread

Part no. light grey RAL 7035	Part no. black RAL 9005	Size PG	Cable Ø from / to mm	Thread length mm	Spanner size mm	Unit	Net EUR/100 items at a purchase of		
							up to 100	101 - 500	501 - 1000
96110	96116	7	3,0 - 6,5	8,0	15	50	o. r.	o. r.	o. r.
96111	96117	9	4,0 - 8,0	8,0	19	50	o. r.	o. r.	o. r.
96112	96225	11	5,0 - 10,0	8,0	22	50	o. r.	o. r.	o. r.
96113	96226	13,5	6,5 - 12,0	9,0	24	50	o. r.	o. r.	o. r.
96114	96119	16	10,0 - 14,0	10,0	27	50	o. r.	o. r.	o. r.
96115	96120	21	13,0 - 18,0	11,0	33	50	o. r.	o. r.	o. r.
96597	96121	29	18,0 - 25,0	11,0	42	25	o. r.	o. r.	o. r.
96598	96122	36	22,0 - 32,0	13,0	53	10	o. r.	o. r.	o. r.
96599	96601	42	32,0 - 38,0	13,0	60	5	o. r.	o. r.	o. r.
96600	96602	48	37,0 - 44,0	14,0	65	5	o. r.	o. r.	o. r.

PG thread - for intrinsically safe application

Part no. blue RAL 5012	Size PG	Cable Ø from / to mm	Thread length mm	Spanner size mm	Unit	Net EUR/100 items at a purchase of		
						up to 100	101 - 500	501 - 1000
90030	7	3,0 - 6,5	8,0	15	50	o. r.	o. r.	o. r.
90031	9	4,0 - 8,0	8,0	19	50	o. r.	o. r.	o. r.
90032	11	5,0 - 10,0	8,0	22	50	o. r.	o. r.	o. r.
90033	13,5	6,5 - 12,0	9,0	24	50	o. r.	o. r.	o. r.
90034	16	10,0 - 14,0	10,0	27	50	o. r.	o. r.	o. r.
90035	21	13,0 - 18,0	11,0	33	50	o. r.	o. r.	o. r.
90036	29	18,0 - 25,0	11,0	42	25	o. r.	o. r.	o. r.
90037	36	22,0 - 32,0	13,0	53	10	o. r.	o. r.	o. r.
90038	42	32,0 - 38,0	13,0	60	5	o. r.	o. r.	o. r.
90039	48	37,0 - 44,0	14,0	65	5	o. r.	o. r.	o. r.

NPT thread

Part no. light grey RAL 7035	Part no. black RAL 9005	Size NPT	Cable Ø from / to mm	Thread length mm	Spanner size mm	Unit	Net EUR/100 items at a purchase of		
							up to 100	101 - 500	501 - 1000
92640	92650	3/8"	4,0 - 8,0	15,0	19 / 22	50	o. r.	o. r.	o. r.
92641	92651	1/2"	6,5 - 12,0	13,0	24	50	o. r.	o. r.	o. r.
92642	92652	1/2"	10,0 - 14,0	13,0	27	50	o. r.	o. r.	o. r.
92643	92653	3/4"	13,0 - 18,0	14,0	33	50	o. r.	o. r.	o. r.
92644	92654	1"	18,0 - 25,0	19,0	42	25	o. r.	o. r.	o. r.
92645	92655	1,25"	18,0 - 25,0	16,0	42 / 46	25	o. r.	o. r.	o. r.
92646	92656	1,5"	22,0 - 32,0	20,0	53	10	o. r.	o. r.	o. r.

NPT thread - for intrinsically safe application

Part no. blue RAL 5012	Size NPT	Cable Ø from / to mm	Thread length mm	Spanner size mm	Unit	Net EUR/100 items at a purchase of		
						up to 100	101 - 500	501 - 1000
92660	3/8"	4,0 - 8,0	15,0	19 / 22	50	o. r.	o. r.	o. r.
92661	1/2"	6,5 - 12,0	13,0	24	50	o. r.	o. r.	o. r.
92662	1/2"	10,0 - 14,0	13,0	27	50	o. r.	o. r.	o. r.
92663	3/4"	13,0 - 18,0	14,0	33	50	o. r.	o. r.	o. r.
92664	1"	18,0 - 25,0	19,0	42	25	o. r.	o. r.	o. r.
92665	1,25"	18,0 - 25,0	16,0	42 / 46	25	o. r.	o. r.	o. r.
92666	1,5"	22,0 - 32,0	20,0	53	10	o. r.	o. r.	o. r.

Dimensions and specifications may be changed without prior notice.

o. r. = on request

HSK-EX-Active Cable gland

Explosive area



HSK-EX-Active

For use in explosive areas

Application

- Plant and machine construction
- Robotics
- Automation technology
- Vehicle construction and shipbuilding
- Railway technology
- Installation technology
- Control cabinet construction

Material

Fibreglass reinforced polyamide V0 acc. to UL 94
Seal: NBR
O-ring: NBR

- halogen-free
- phosphor-free
- silicone-free
- cadmium-free

Properties

- Easy to assemble
- Completely water-tight
- Optimum strain relief
- Large clamping areas

Note

EC-Type Examination Certificate:
BVS 14 ATEX E 025 X

IECEx Certificate of Conformity:
IECEx BVS 14.0020X

Marking:

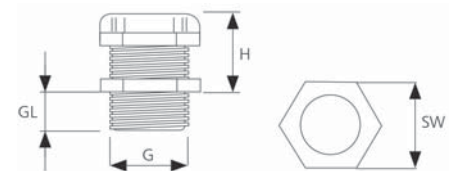
II 2G Ex e IIC Gb, II 1D Ex ta IIIC Da

Technical data

Protection class: IP 68 – 10 bar acc. to DIN EN 60529

Temperature range: -20°C up to +85°C

Test standard: EN 60079-0:2012 / EN 60079-7:2007 / EN 60079-31:2011 / IEC 60079-0:2011 / IEC 60079-7:2007 / IEC 60079-31:2013



Abmessungen

G Thread size
GL Thread length
SW Spanner size
H Height

Metric thread

Part no. black RAL 9005	Size Metr.	Cable Ø from / to mm	Thread length mm	Spanner size mm	Height mm	Unit	Net EUR/100 items at a purchase of		
							up to 100	101 - 500	501 - 1000
908540	M12 x 1,5	3,0 - 6,5	8,0	15	21	50	o. r.	o. r.	o. r.
908541	M16 x 1,5	4,0 - 8,0	8,0	19	22	50	o. r.	o. r.	o. r.
908542	M16 x 1,5	5,0 - 10,0	8,0	22	25	50	o. r.	o. r.	o. r.
908543	M20 x 1,5	6,0 - 12,0	9,0	24	27	50	o. r.	o. r.	o. r.
908544	M20 x 1,5	10,0 - 14,0	9,0	27	28	50	o. r.	o. r.	o. r.
908545	M25 x 1,5	13,0 - 18,0	11,0	33	31	50	o. r.	o. r.	o. r.
908546	M32 x 1,5	18,0 - 25,0	11,0	42	39	25	o. r.	o. r.	o. r.
908547	M40 x 1,5	22,0 - 32,0	13,0	53	48	10	o. r.	o. r.	o. r.
908548	M50 x 1,5	32,0 - 38,0	13,0	60	49	5	o. r.	o. r.	o. r.
908549	M63 x 1,5	37,0 - 44,0	14,0	65 / 68	49	5	o. r.	o. r.	o. r.

Metric thread - with reducing seal

Part no. black RAL 9005	Size Metr.	Cable Ø from / to mm	Thread length mm	Spanner size mm	Height mm	Unit	Net EUR/100 items at a purchase of		
							up to 100	101 - 500	501 - 1000
908550	M12 x 1,5	2,0 - 5,0	8,0	15	21	50	o. r.	o. r.	o. r.
908551	M16 x 1,5	3,0 - 6,0	8,0	19	22	50	o. r.	o. r.	o. r.
908552	M16 x 1,5	3,0 - 7,0	8,0	22	25	50	o. r.	o. r.	o. r.
908553	M20 x 1,5	5,0 - 9,0	9,0	24	27	50	o. r.	o. r.	o. r.
908554	M20 x 1,5	7,0 - 12,0	9,0	27	28	50	o. r.	o. r.	o. r.
908555	M25 x 1,5	9,0 - 16,0	11,0	33	31	50	o. r.	o. r.	o. r.
908556	M32 x 1,5	13,0 - 20,0	11,0	42	39	25	o. r.	o. r.	o. r.
908557	M40 x 1,5	20,0 - 26,0	13,0	53	48	10	o. r.	o. r.	o. r.
908558	M50 x 1,5	25,0 - 31,0	13,0	60	49	5	o. r.	o. r.	o. r.
908559	M63 x 1,5	29,0 - 35,0	14,0	65 / 68	49	5	o. r.	o. r.	o. r.

Dimensions and specifications may be changed without prior notice.

o. r. = on request

HELUTOP® HT-MS-EX-d Cable gland

Brass, explosive area, pressure resistant



HELUTOP® HT-MS-EX-d

For use in explosive areas

Application

- Zone 1, Zone 2, Zone 21, Zone 22, IIA, IIB, IIC

Material

Brass, nickel plated
Clamp: Polyamide PA 6
Seal: Chloroprene-rubber (CR)
O-ring: Chloroprene-rubber (CR)

Note

Certificate of Conformity:

IMQ 11 ATEX 018X

Marking: Ex-d, Ex-e, EX II 2GD, Exd IIC Gb, Exe IIC Gb, Ex t IIIC DB

Stainless steel 1.4404 and other temperature ranges available on request.

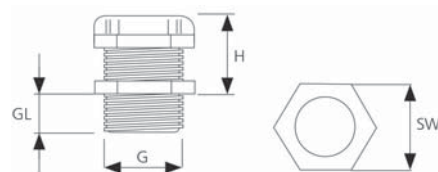
Unit: 1 pcs

Technical data

Protection class: IP 66 / IP 68 (EN 60529)

Temperature range: -40°C up to +80°C

Test standard: EN 60079-0:2012 / EN 60079-1:2007 / EN 60079-7:2007 / EN 60079-11:2012 / EN 60079-31:2014 / IEC 60079-0:2012 / IEC 60079-1:2014 / IEC 60079-7:2006 / IEC 60079-11:2011 / IEC 60079-31:2013



Dimensions

G Thread size
GL Thread length
SW Spanner size

Metric thread

Part no.	Size Metr.	Cable Ø from / to mm	Thread length mm	Spanner size mm	Height mm	Net EUR/100 items
906941	M16 x 1,5	4,0 - 12,0	16,0	22	31	o. r.
906942	M20 x 1,5	4,0 - 12,0	16,0	22	27	o. r.
906943	M20 x 1,5	10,0 - 16,0	16,0	28	30	o. r.
906944	M25 x 1,5	10,0 - 18,0	16,0	28	30,5	o. r.
906945	M25 x 1,5	14,0 - 20,0	16,0	35	34	o. r.
906946	M32 x 1,5	14,0 - 24,0	16,0	35	33	o. r.
906947	M32 x 1,5	22,0 - 28,0	16,0	45	41	o. r.
906948	M40 x 1,5	22,0 - 32,0	18,0	45	41	o. r.
906949	M40 x 1,5	26,0 - 34,0	18,0	50	44	o. r.
906950	M50 x 1,5	26,0 - 35,0	18,0	55 / 50	44	o. r.
906951	M50 x 1,5	35,0 - 44,0	18,0	64	43	o. r.
906952	M63 x 1,5	35,0 - 45,0	18,0	68 / 64	43	o. r.
906953	M63 x 1,5	46,0 - 56,0	20,0	75 / 80	52,5	o. r.
906954	M75 x 1,5	46,0 - 62,0	20,0	80	52	o. r.
906955	M75 x 1,5	60,0 - 69,0	20,0	95	55	o. r.
906956	M90 x 1,5	60,0 - 75,0	20,0	95	55	o. r.
906957	M90 x 1,5	75,0 - 82,0	20,0	105	55	o. r.
906958	M100 x 1,5	75,0 - 85,0	20,0	105	55	o. r.
906982	M110 x 1,5	85,0 - 95,0	20,0	115	57	o. r.

Dimensions and specifications may be changed without prior notice.

o. r. = on request

HELUTOP® HT-MS-EX-d 1 EMV

Brass, explosive area, pressure resistant



HELUTOP® HT-MS-EX-d 1 EMV

For use in explosive areas. For cables with braided hose, copper tinned (EMC)

Application

- Zone 1, Zone 2, Zone 21, Zone 22, IIA, IIB, IIC

Material

Brass, nickel plated
Contact system: Copper-Beryllium
Clamp: Polyamide PA 6
Seal: Chloroprene-rubber (CR)
O-ring: Chloroprene-rubber (CR)

Note

Also available in stainless steel 1.4404, further sizes or for other temperature ranges on request.

Certificate of Conformity: IMQ 11 ATEX 018 X

Marking: Ex-d, Ex-e EX II 2GD Ex d IIC Gb, Ex e IIC Gb, Ex tb III CDb

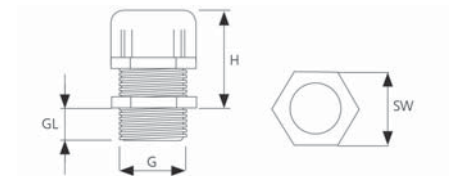
Unit: 1 pcs

Technical data

Protection class: IP 66 / IP 68 (EN 60529)

Temperature range: -40°C up to +80°C

Test standard: EN 60079-0:2012 / EN 60079-1:2007 / EN 60079-7:2007 / EN 60079-11:2012 / EN 60079-31:2014 / IEC 60079-0:2012 / IEC 60079-1:2014 / IEC 60079-7:2016 / IEC 60079-11:2011 / IEC 60079-31:2013



Dimensions

GL Thread length
G Thread size
H Height without thread
SW Spanner size

Metric thread

Part no.	Size Metr.	Cable Ø from / to mm	Thread length mm	Spanner size mm	Height mm	Net EUR/100 items
906959	M16 x 1,5	4,0 - 8,0	16,0	22	28,5	o. r.
906960	M20 x 1,5	4,0 - 12,0	18,0	22	27	o. r.
906961	M25 x 1,5	10,0 - 18,0	16,0	28	30,5	o. r.
906962	M32 x 1,5	14,0 - 24,0	19,0	35	33	o. r.
906963	M40 x 1,5	22,0 - 32,0	20,0	45	40,5	o. r.
906964	M50 x 1,5	26,0 - 35,0	20,0	55 / 50	43,5	o. r.

Dimensions and specifications may be changed without prior notice.

o. r. = on request

HELUTOP® HT-MS-EX-d / e4

Brass, explosive areas, for armoured cables



HELUTOP® HT-MS-EX-d / e4

For use in explosive areas. For armoured cables (copper or steel).

Application

- Zone 1, Zone 2, Zone 21, Zone 22, IIA, IIB, IIC

Material

Brass, nickel plated
Clamp: Polyamide PA 6
Seal: NBR
O-ring: NBR

Properties

- Sealing
- Strain relief
- EMC
- Explosive protection

Note

Stainless steel 1.4404 and other temperature ranges on request.

PVC shrouds and earth tags on request.

Certificate of Conformity: CESI 13 ATEX 033X, IECEx CES 13.0013X

Marking: Ex II 2 GD, Exd IIC Gb / Exe IIC Gb, Extb IIIC Db

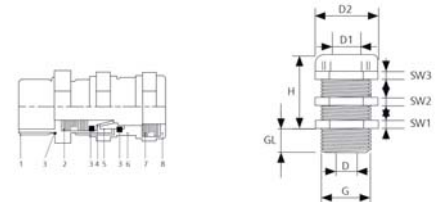
Unit: 1 pcs

Technical data

Protection class: IP 66 / IP 68

Temperature range: -40°C up to +100°C

Test standard: EN 60079-0:2012 / EN 60079-1:2007 / EN 60079-7:2007 / EN 60079-31:2009 / IEC 60079-0:2011
Edition:6.0 / IEC 60079-1:2007-04 Edition: 6.0 / IEC 60079-31:2008 Edition:1 / IEC 60079-7:2006-07 Edition:4



Dimensions:

- 1 Lower body
- 2 Lower sealing ring
- 3 O-Ring
- 4 Grounding cone
- 5 Swivel braid retainer
- 6 Middle body
- 7 Upper sealing ring
- 8 Pressure cap

Metric thread

Part no.	Size Metr.	Cable Ø Inner sheath from / to mm	Cable Ø Outer sheath from / to mm	Thread length mm	Spanner size mm	Angle size D2 mm	Height mm	Net EUR/ 100 items
906965	M16 x 1,5	3,0 - 8,5	6,0 - 12,0	16,0	22 / 26	29,0	47	o. r.
906966	M16 x 1,5	6,0 - 12,0	8,5 - 16,0	16,0	25 / 29	31,5	48	o. r.
906967	M20 x 1,5	3,0 - 8,5	6,0 - 12,0	16,0	24 / 26	29,0	47	o. r.
906968	M20 x 1,5	6,0 - 12,0	8,5 - 16,0	16,0	25 / 29	31,5	47	o. r.
906970	M25 x 1,5	6,0 - 12,0	8,5 - 16,0	18,0	29 / 29	31,5	48	o. r.
906972	M25 x 1,5	12,0 - 20,0	16,0 - 26,0	18,0	36 / 40	44,0	60	o. r.
906973	M32 x 1,5	12,0 - 20,0	16,0 - 26,0	18,0	40 / 40	44,0	62	o. r.
906974	M32 x 1,5	15,0 - 26,0	20,0 - 33,0	18,0	48 / 52	57,0	78	o. r.
906975	M40 x 1,5	15,0 - 26,0	20,0 - 33,0	18,0	48 / 52	57,0	78	o. r.
906976	M40 x 1,5	20,0 - 32,0	29,0 - 41,0	18,0	55 / 60	66,0	89	o. r.
906977	M50 x 1,5	22,0 - 35,0	33,0 - 48,0	18,0	60 / 70	82,0	97	o. r.
906978	M50 x 1,5	27,0 - 41,0	36,0 - 52,0	18,0	70 / 70	83,0	100	o. r.
906979	M63 x 1,5	35,0 - 45,0	43,0 - 57,0	20,0	75 / 80	89,5	106	o. r.
906980	M63 x 1,5	40,0 - 52,0	47,0 - 60,0	20,0	85 / 85	94,0	107	o. r.
906981	M75 x 1,5	40,0 - 52,0	47,0 - 60,0	20,0	85 / 85	94,0	107	o. r.

Dimensions and specifications may be changed without prior notice.

o. r. = on request

HSK-MS-EX Cable gland

Brass - explosive area



HSK-MS-EX

For use in explosive areas

Application

- Plant and machine construction
- Automation technology
- Control cabinet construction
- Installation technology

Material

Brass, nickel plated
 Clamp: Polyamide PA 6
 Seal: NBR
 O-ring: NBR

Properties

- Easy to assemble
- Completely water-tight
- Optimum strain relief
- Large clamping areas

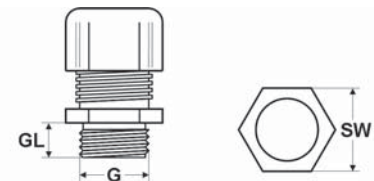
Note

Certificate of Conformity:
 DMT 03 ATEX E 051 X

Technical data

Protection class: IP 68 - 10 bar / IP 69K

Temperature range: -20°C up to +95°C



Dimensions

G Thread size
 GL Thread length
 SW Spanner size

Metric thread

Part no.	Size Metr.	Cable Ø from / to mm	Thread length mm	Spanner size mm	Unit	Net EUR/ 100 items at a purchase of		
						up to 100	101 - 500	501 - 1000
98045	M12 x 1,5	3,0 - 6,5	6,5	14	50	o. r.	o. r.	o. r.
98046	M16 x 1,5	4,0 - 8,0	6,0	17 / 19	50	o. r.	o. r.	o. r.
98047	M16 x 1,5	6,0 - 10,0	6,0	20	50	o. r.	o. r.	o. r.
98048	M20 x 1,5	6,0 - 12,0	6,0	22	50	o. r.	o. r.	o. r.
98049	M20 x 1,5	10,0 - 14,0	6,0	24	50	o. r.	o. r.	o. r.
98050	M25 x 1,5	14,0 - 18,0	7,0	30	25	o. r.	o. r.	o. r.
98051	M32 x 1,5	20,0 - 25,0	8,0	40	25	o. r.	o. r.	o. r.
98052	M40 x 1,5	22,0 - 32,0	8,0	50	10	o. r.	o. r.	o. r.
98053	M50 x 1,5	32,0 - 38,0	9,0	57	5	o. r.	o. r.	o. r.
98054	M63 x 1,5	37,0 - 44,0	10,0	64 / 68	5	o. r.	o. r.	o. r.

PG thread

Part no.	Size PG	Cable Ø from / to mm	Thread length mm	Spanner size mm	Unit	Net EUR/ 100 items at a purchase of		
						up to 100	101 - 500	501 - 1000
90200	7	3,0 - 6,5	5,0	14	50	o. r.	o. r.	o. r.
90201	9	4,0 - 8,0	6,0	17	50	o. r.	o. r.	o. r.
90202	11	6,0 - 10,0	6,0	20	50	o. r.	o. r.	o. r.
90203	13,5	6,0 - 12,0	6,5	22	50	o. r.	o. r.	o. r.
90204	16	10,0 - 14,0	6,5	24	50	o. r.	o. r.	o. r.
90205	21	14,0 - 18,0	7,0	30	25	o. r.	o. r.	o. r.
90206	29	20,0 - 25,0	8,0	40	25	o. r.	o. r.	o. r.
90207	36	22,0 - 32,0	8,0	50	10	o. r.	o. r.	o. r.
90208	42	32,0 - 38,0	9,0	57	5	o. r.	o. r.	o. r.
90209	48	37,0 - 44,0	10,0	64	5	o. r.	o. r.	o. r.

NPT thread

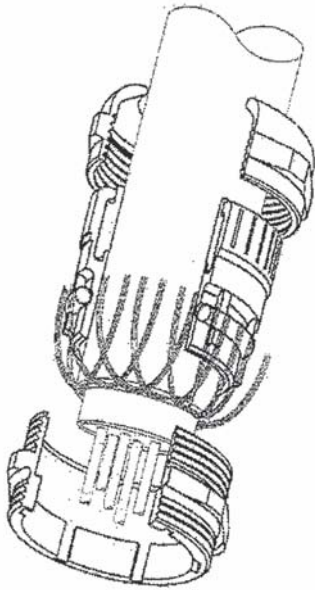
Part no.	Size NPT	Cable Ø from / to mm	Thread length mm	Spanner size mm	Unit	Net EUR/ 100 items at a purchase of		
						up to 100	101 - 500	501 - 1000
92900	3/8"	4,0 - 8,0	15,0	17 / 19	50	o. r.	o. r.	o. r.
92901	1/2"	6,0 - 12,0	13,0	22 / 24	50	o. r.	o. r.	o. r.
92902	3/4"	14,0 - 18,0	13,0	30	25	o. r.	o. r.	o. r.
92903	1"	20,0 - 25,0	19,0	40	25	o. r.	o. r.	o. r.

Dimensions and specifications may be changed without prior notice.

o. r. = on request

HSK-MS-EX-E Cable gland

Brass - explosive area - EMC



HSK-MS-EX-E

EMC cable gland for use in explosive areas.

Application

- Plant and machine construction
- Automation technology
- Vehicle construction and shipbuilding
- Installation technology

Material

Brass, nickel plated
Clamp: Polyamide PA 6
Seal: NBR
O-ring: NBR

Properties

- Easy to assemble
- Completely water-tight
- Optimum strain relief
- Large clamping areas

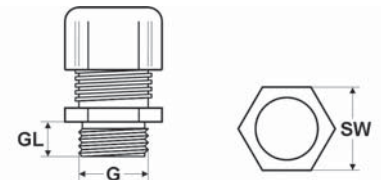
Note

Certificate of Conformity:
DMT 03 ATEX E 051 X

Technical data

Protection class: IP 68 - 10 bar / IP 69K

Temperature range: -20°C up to +95°C



Dimensions

G Thread size
GL Thread length
SW Spanner size

Metric thread

Part no.	Size Metr.	Cable Ø from / to mm	Thread length mm	Spanner size mm	Unit	Net EUR/100 items at a purchase of		
						up to 100	101 - 500	501 - 1000
92880	M12 x 1,5	3,0 - 6,5	6,5	14	50	o. r.	o. r.	o. r.
92881	M16 x 1,5	6,0 - 10,0	6,0	20	50	o. r.	o. r.	o. r.
92882	M20 x 1,5	10,0 - 14,0	6,0	24	50	o. r.	o. r.	o. r.
92883	M25 x 1,5	14,0 - 18,0	7,0	30	25	o. r.	o. r.	o. r.
92884	M32 x 1,5	20,0 - 25,0	8,0	40	25	o. r.	o. r.	o. r.
92885	M40 x 1,5	22,0 - 32,0	8,0	50	10	o. r.	o. r.	o. r.
92886	M50 x 1,5	32,0 - 38,0	9,0	57	5	o. r.	o. r.	o. r.
92887	M63 x 1,5	37,0 - 44,0	10,0	64 / 68	5	o. r.	o. r.	o. r.

PG thread

Part no.	Size PG	Cable Ø from / to mm	Thread length mm	Spanner size mm	Unit	Net EUR/100 items at a purchase of		
						up to 100	101 - 500	501 - 1000
92870	7	3,0 - 6,5	5,0	14	50	o. r.	o. r.	o. r.
92871	9	4,0 - 8,0	6,0	17	50	o. r.	o. r.	o. r.
92872	11	6,0 - 10,0	6,0	20	50	o. r.	o. r.	o. r.
92873	13,5	6,0 - 12,0	6,5	22	50	o. r.	o. r.	o. r.
92874	16	10,0 - 14,0	6,5	24	50	o. r.	o. r.	o. r.
92875	21	14,0 - 18,0	7,0	30	25	o. r.	o. r.	o. r.
92876	29	20,0 - 25,0	8,0	40	25	o. r.	o. r.	o. r.
92877	36	22,0 - 32,0	8,0	50	10	o. r.	o. r.	o. r.
92878	42	32,0 - 38,0	9,0	57	5	o. r.	o. r.	o. r.
92879	48	37,0 - 44,0	10,0	64	5	o. r.	o. r.	o. r.

NPT thread

Part no.	Size NPT	Cable Ø from / to mm	Thread length mm	Spanner size mm	Unit	Net EUR/100 items at a purchase of		
						up to 100	101 - 500	501 - 1000
92890	3/8"	4,0 - 8,0	15,0	17 / 19	50	o. r.	o. r.	o. r.
92891	1/2"	6,0 - 12,0	13,0	22 / 24	50	o. r.	o. r.	o. r.
92892	3/4"	14,0 - 18,0	13,0	30	25	o. r.	o. r.	o. r.

Dimensions and specifications may be changed without prior notice.

o. r. = on request

Adapter PA-ATEX

Explosive area



Adapter PA-ATEX

Adapter made of polyamide for thread adjustment from PG to metric, for use in explosive areas.

Application

- Plant and machine construction
- Robotics
- Automation technology
- Vehicle construction and shipbuilding
- Installation technology
- Control cabinet construction

Material

Polyamide

Colour: black
RAL: 9005

- halogen-free
- phosphor-free
- silicone-free
- cadmium-free

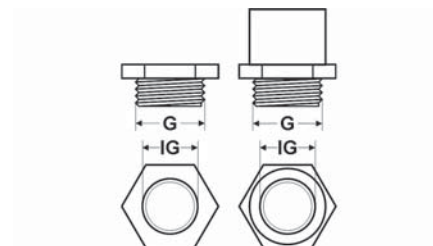
Note

Approval: PTB 04 ATEX 1040 X

Technical data

Protection class: IP 66

Temperature range: -20°C up to +70°C



Dimensions

G Thread size outside
IG Thread size inside

From PG to metric

Part no.	Size PG outside	Size metr. inside	Unit	Net EUR/100 items at a purchase of		
				up to 100	101 - 500	501 - 1000
904449	21	M20 x 1,5	10	o. r.	o. r.	o. r.
904450	29	M20 x 1,5	10	o. r.	o. r.	o. r.
904451	29	M25 x 1,5	10	o. r.	o. r.	o. r.
904452	29	M32 x 1,5	10	o. r.	o. r.	o. r.
904454	36	M25 x 1,5	10	o. r.	o. r.	o. r.
904455	36	M32 x 1,5	10	o. r.	o. r.	o. r.
904456	36	M40 x 1,5	10	o. r.	o. r.	o. r.
904457	42	M20 x 1,5	5	o. r.	o. r.	o. r.
904458	42	M25 x 1,5	5	o. r.	o. r.	o. r.
904459	42	M32 x 1,5	5	o. r.	o. r.	o. r.
904460	42	M40 x 1,5	5	o. r.	o. r.	o. r.
904461	48	M20 x 1,5	5	o. r.	o. r.	o. r.
904462	48	M25 x 1,5	5	o. r.	o. r.	o. r.
904463	48	M32 x 1,5	5	o. r.	o. r.	o. r.
904464	48	M40 x 1,5	5	o. r.	o. r.	o. r.
904465	48	M50 x 1,5	5	o. r.	o. r.	o. r.

Continuation ►

Adapter PA-ATEX



Explosive area

From PG to metric - high-profile design

Part no.	Size PG outside	Size metr. inside	Unit	Net EUR/100 items at a purchase of		
				up to 100	101 - 500	501 - 1000
904466	7	M12 x 1,5	25	o. r.	o. r.	o. r.
904467	7	M16 x 1,5	25	o. r.	o. r.	o. r.
904468	9	M12 x 1,5	25	o. r.	o. r.	o. r.
904469	9	M16 x 1,5	25	o. r.	o. r.	o. r.
904470	9	M20 x 1,5	25	o. r.	o. r.	o. r.
904471	11	M16 x 1,5	25	o. r.	o. r.	o. r.
904472	11	M20 x 1,5	25	o. r.	o. r.	o. r.
904473	11	M25 x 1,5	25	o. r.	o. r.	o. r.
904474	13,5	M16 x 1,5	25	o. r.	o. r.	o. r.
904475	13,5	M20 x 1,5	25	o. r.	o. r.	o. r.
904476	13,5	M25 x 1,5	25	o. r.	o. r.	o. r.
904477	16	M20 x 1,5	25	o. r.	o. r.	o. r.
904478	16	M25 x 1,5	25	o. r.	o. r.	o. r.
904479	16	M32 x 1,5	25	o. r.	o. r.	o. r.
904480	21	M25 x 1,5	10	o. r.	o. r.	o. r.
904481	21	M32 x 1,5	10	o. r.	o. r.	o. r.
904482	21	M40 x 1,5	10	o. r.	o. r.	o. r.
904483	29	M40 x 1,5	10	o. r.	o. r.	o. r.
904484	29	M50 x 1,5	10	o. r.	o. r.	o. r.
904485	36	M50 x 1,5	10	o. r.	o. r.	o. r.
904486	36	M63 x 1,5	10	o. r.	o. r.	o. r.
904487	42	M50 x 1,5	5	o. r.	o. r.	o. r.
904488	42	M63 x 1,5	5	o. r.	o. r.	o. r.
904489	48	M63 x 1,5	5	o. r.	o. r.	o. r.

Dimensions and specifications may be changed without prior notice.

o. r. = on request

Explosive area



EW PA-ATEX

Extender made of polyamide for use in explosive areas.
Transition from small to large thread.

Application

- Plant and machine construction
- Robotics
- Automation technology
- Vehicle construction and shipbuilding
- Installation technology
- Control cabinet construction

Material

Polyamide

Colour: black
RAL: 9005

- halogen-free
- phosphor-free
- silicone-free
- cadmium-free

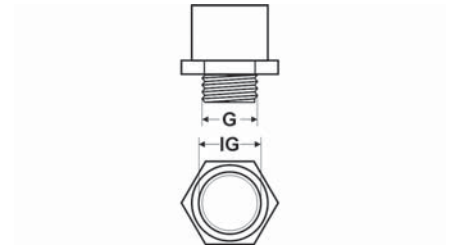
Note

Approval: PTB 04 ATEX 1040X

Technical data

Protection class: IP 66

Temperature range: -20°C up to +70°C



Dimensions

G Thread size outside
IG Thread size inside

From metric to metric

Part no.	Size metr. outside	Size metr. inside	Unit	Net EUR/100 items at a purchase of		
				up to 100	101 - 500	501 - 1000
904421	M12 x 1,5	M16 x 1,5	100	o. r.	o. r.	o. r.
904422	M16 x 1,5	M20 x 1,5	100	o. r.	o. r.	o. r.
904423	M20 x 1,5	M25 x 1,5	100	o. r.	o. r.	o. r.
904424	M25 x 1,5	M32 x 1,5	100	o. r.	o. r.	o. r.
904425	M32 x 1,5	M40 x 1,5	50	o. r.	o. r.	o. r.
904426	M40 x 1,5	M50 x 1,5	25	o. r.	o. r.	o. r.
904427	M50 x 1,5	M63 x 1,5	25	o. r.	o. r.	o. r.

Dimensions and specifications may be changed without prior notice.

o. r. = on request

RE PA-ATEX Reducer



Explosive area



RE PA-ATEX

Reducer made of polyamide for use in explosive areas.
Transition from large to small thread.

Application

- Plant and machine construction
- Robotics
- Automation technology
- Vehicle construction and shipbuilding
- Installation technology
- Control cabinet construction

Material

Polyamide

Colour: black
RAL: 9005

- halogen-free
- phosphor-free
- silicone-free
- cadmium-free

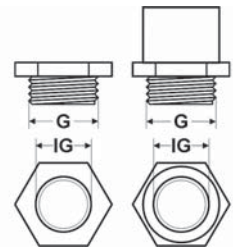
Note

Approval: PTB 04 ATEX 1040X

Technical data

Protection class: IP 66

Temperature range: -20°C up to +70°C



Dimensions

G Thread size outside
IG Thread size inside

From metric to metric

Part no.	Size metr. outside	Size metr. inside	Unit	Net EUR/100 items at a purchase of		
				up to 100	101 - 500	501 - 1000
904428	M25 x 1,5	M12 x 1,5	100	o. r.	o. r.	o. r.
904429	M25 x 1,5	M16 x 1,5	100	o. r.	o. r.	o. r.
904430	M25 x 1,5	M20 x 1,5	100	o. r.	o. r.	o. r.
904431	M32 x 1,5	M16 x 1,5	50	o. r.	o. r.	o. r.
904432	M32 x 1,5	M20 x 1,5	50	o. r.	o. r.	o. r.
904433	M32 x 1,5	M25 x 1,5	50	o. r.	o. r.	o. r.
904434	M40 x 1,5	M20 x 1,5	25	o. r.	o. r.	o. r.
904435	M40 x 1,5	M25 x 1,5	25	o. r.	o. r.	o. r.
904436	M40 x 1,5	M32 x 1,5	25	o. r.	o. r.	o. r.
904437	M50 x 1,5	M20 x 1,5	5	o. r.	o. r.	o. r.
904438	M50 x 1,5	M25 x 1,5	5	o. r.	o. r.	o. r.
904439	M50 x 1,5	M32 x 1,5	5	o. r.	o. r.	o. r.
904440	M50 x 1,5	M40 x 1,5	5	o. r.	o. r.	o. r.
904441	M63 x 1,5	M20 x 1,5	5	o. r.	o. r.	o. r.
904442	M63 x 1,5	M25 x 1,5	5	o. r.	o. r.	o. r.
904443	M63 x 1,5	M32 x 1,5	5	o. r.	o. r.	o. r.
904444	M63 x 1,5	M40 x 1,5	5	o. r.	o. r.	o. r.
904445	M63 x 1,5	M50 x 1,5	5	o. r.	o. r.	o. r.

From metric to metric - high-profile design

Part no.	Size metr. outside	Size metr. inside	Unit	Net EUR/100 items at a purchase of		
				up to 100	101 - 500	501 - 1000
904446	M16 x 1,5	M12 x 1,5	100	o. r.	o. r.	o. r.
904448	M20 x 1,5	M16 x 1,5	100	o. r.	o. r.	o. r.

Dimensions and specifications may be changed without prior notice.

o. r. = on request

VSK-EX Screw plug

Explosive area



VSK-EX

Screwed plug for explosive area to DIN EN 50014 and DIN EN 50019.

Application

- Plant and machine construction
- Robotics
- Automation technology
- Vehicle construction and shipbuilding
- Railway technology
- Installation technology
- Control cabinet construction

Material

Polyamide
O-ring: NBR

Colour: black
RAL: 9005

- halogen-free
- phosphor-free

Note

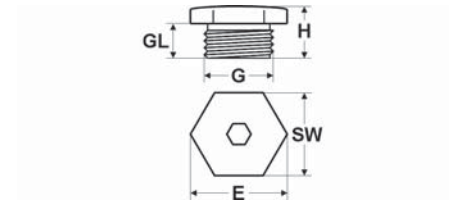
Approval: DMT 03 ATEX E 049

Technical data

Protection class: IP 68 - 10 bar / IP 69K

Temperature range: -20°C up to +90°C

Test standard: EN 60079-0:2012 / EN 60079-7:2007 / EN 60079-31:2014



Dimensions

- G Thread size
- GL Thread length
- H Height
- SW Spanner size
- E Angle size

Metric thread

Part no. black RAL 9005	Size Metr.	Thread length mm	Height mm	Spanner size mm	Angle size mm	Unit	Net EUR/100 items at a purchase of		
							up to 100	101 - 500	501 - 1000
98114	M12 x 1,5	8,5	13,0	15	16,5	100	o. r.	o. r.	o. r.
98115	M16 x 1,5	8,5	13,0	19	20,5	100	o. r.	o. r.	o. r.
96793	M20 x 1,5	9,0	14,5	24	25,5	100	o. r.	o. r.	o. r.
98116	M25 x 1,5	10,5	16,0	28	30,5	100	o. r.	o. r.	o. r.
97763	M32 x 1,5	11,5	17,5	36	38,0	50	o. r.	o. r.	o. r.
98117	M40 x 1,5	11,5	18,0	46	48,0	25	o. r.	o. r.	o. r.
98118	M50 x 1,5	13,5	20,0	55	60,0	20	o. r.	o. r.	o. r.
98119	M63 x 1,5	14,5	21,0	70	75,0	20	o. r.	o. r.	o. r.

PG thread

Part no. black RAL 9005	Size PG	Thread length mm	Height mm	Spanner size mm	Angle size mm	Unit	Net EUR/100 items at a purchase of		
							up to 100	101 - 500	501 - 1000
91447	7	8,5	13,0	15	16,5	100	o. r.	o. r.	o. r.
91448	9	8,5	13,0	19	20,5	100	o. r.	o. r.	o. r.
91449	11	9,0	14,5	24	25,5	100	o. r.	o. r.	o. r.
91450	13,5	9,0	14,5	24	25,5	100	o. r.	o. r.	o. r.
91451	16	10,5	16,0	28	30,5	100	o. r.	o. r.	o. r.
91452	21	11,5	17,5	36	38,0	100	o. r.	o. r.	o. r.
91453	29	11,5	18,0	46	48,0	50	o. r.	o. r.	o. r.
91454	36	13,5	20,0	55	60,0	25	o. r.	o. r.	o. r.
91455	42	13,5	20,0	60	65,0	20	o. r.	o. r.	o. r.
91456	48	14,5	21,0	70	75,0	20	o. r.	o. r.	o. r.

Dimensions and specifications may be changed without prior notice.

o. r. = on request

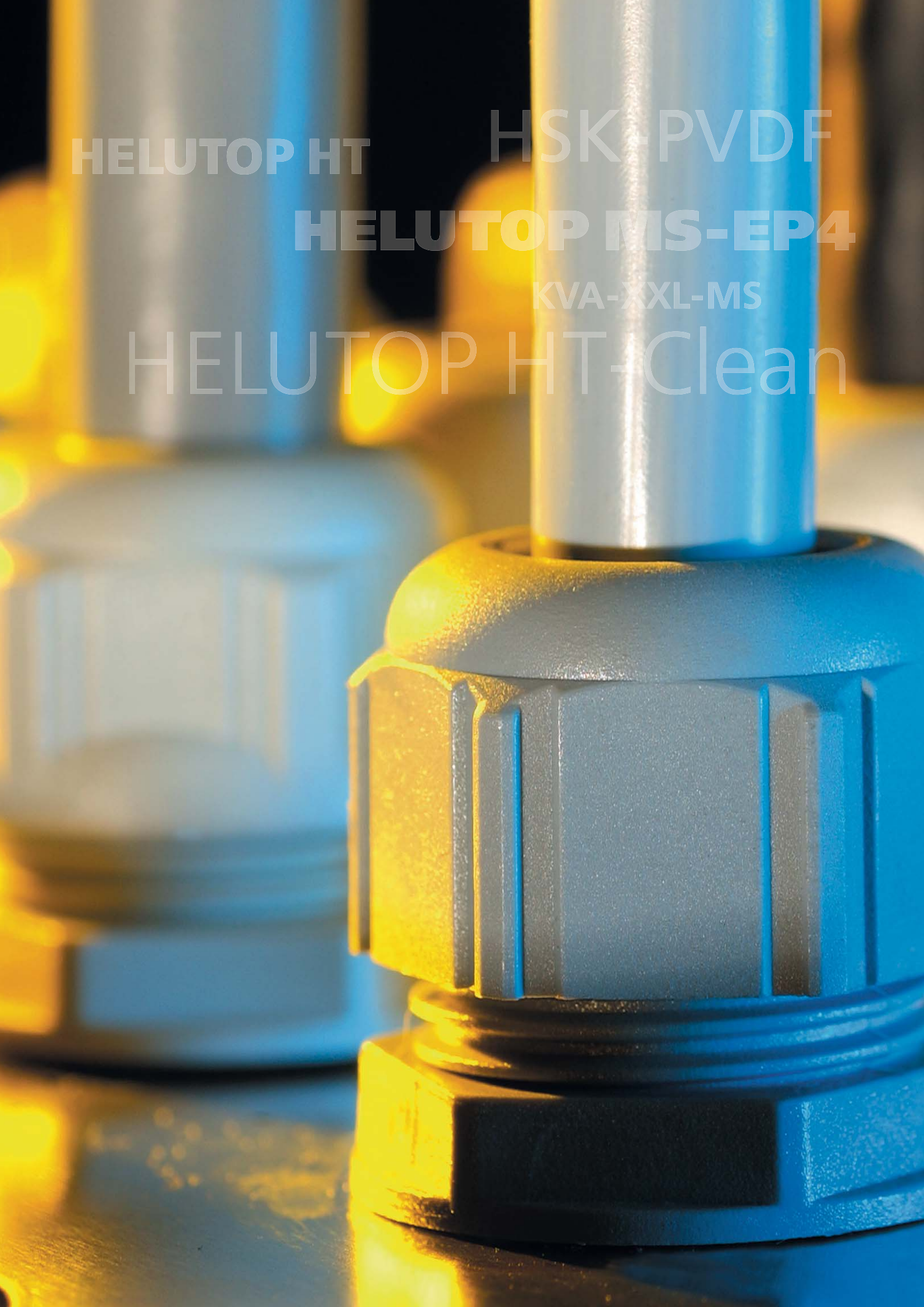
HELUTOP HT

HSK-PVDF

HELUTOP MS-EP4

KVA-XXL-MS

HELUTOP HT-Clean





HELUTOP® Easy

Threadless cable gland for easy and quick installation with patented spring/snap system without tools.

Advantages:

- No tools required for installation
- No threaded holes required
- No locknuts required
- Same clamping range as HELUTOP® HT-Series
- VDE-according to DIN EN 62444
- Gland and cable will be fixed with clockwise thread
- Installation in tight areas and no-access spaces (locknut side)
- Cable gland fits as tightly as traditional gland held in place with threaded hole or locknut
- Hexagon of body and cap are same SW
- Large wall thickness range: 0,5 – 4,0 mm
- Quick and easy disassembly with separate tool. No damage to cable gland or wall

Material

PA 6, V2 acc. to UL 94
Seal: Chloroprene-rubber (CR)

Note

Additional colors on request: red RAL 3020, white RAL 9003, blau RAL 5015.
Dimensions borehole $\varnothing = \pm 0.1$

Technical data

Protection class: IP66 / IP68 - 5 bar

Temperature range: -20°C up to +100°C
Temperature range temporary: -30°C up to +150°C

Part no. light grey RAL 7035	Part no. dark grey RAL 7001	Part no. black RAL 9005	ØDrill hole / Metr.	Cable Ø from / to mm	Spanner size mm	Unit	Net EUR/100 items at a purchase of		
							up to 100	101 - 500	501 - 1000
908054	908060	908062	16,3 / M16	5,0 - 10,0	22	50	o. r.	o. r.	o. r.
908055	908061	908063	20,3 / M20	6,0 - 12,0	24	50	o. r.	o. r.	o. r.
908368	908383	908385	25,3 / M25	11,0 - 17,0	29	25	o. r.	o. r.	o. r.
908369	908384	908386	32,3 / M32	15,0 - 21,0	36	25	o. r.	o. r.	o. r.

Disassembly tool

Part no.	Type	Unit	Net EUR/item at a purchase of		
			1	2 - 4	5 - 10
908056	Disassembly tool for Ø16 and Ø20	1	o. r.	o. r.	o. r.
908387	Disassembly tool for Ø25 and Ø32	1	o. r.	o. r.	o. r.

Dimensions and specifications may be changed without prior notice.

o. r. = on request

HELUFAST Threadless cable gland



HELUFAST

Threadless plastic cable gland for easy and quick installation.

Application

- Plant and machine construction
- Automation technology
- Installation technology
- Control cabinet construction

Material

PA 6, V2 acc. to UL 94
Seal: NBR

- halogen-free

Properties

- Quick and simple assembly
- Can be mounted close together
- No locknut required
- Optimum strain relief
- Large clamping areas
- Infinitely applicable for different wall thicknesses

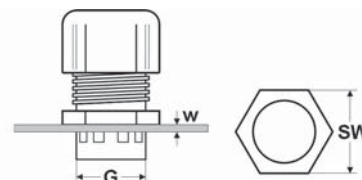
Note

Wall thickness 2,5-4,0 mm.
Color of clamping ring: green

Technical data

Protection class: IP 68 - 5 bar

Temperature range: -20°C up to +100°C



Dimensions

G Size
w Wall thickness
SW Spanner size

Wall thickness range from 1mm to 2,5mm

Part no. light grey RAL 7035	Part no. dark grey RAL 7001	Part no. black RAL 9005	Size Metr.	Cable Ø from / to mm	Spanner size mm	Unit	Net EUR/100 items at a purchase of		
							up to 100	101 - 500	501 - 1000
903120	903140	903130	M12	4,0 - 6,5	15	50	o. r.	o. r.	o. r.
903121	903141	903131	M16	6,0 - 9,5	20	50	o. r.	o. r.	o. r.
903122	903142	903132	M20	7,0 - 12,0	24	50	o. r.	o. r.	o. r.
903123	903143	903133	M25	11,0 - 16,0	28	25	o. r.	o. r.	o. r.
903124	903144	903134	M32	14,0 - 21,0	36	25	o. r.	o. r.	o. r.

Wall thickness range from 2,5mm to 4mm

Part no. light grey RAL 7035	Part no. dark grey RAL 7001	Part no. black RAL 9005	Size Metr.	Cable Ø from / to mm	Spanner size mm	Unit	Net EUR/100 items at a purchase of		
							up to 100	101 - 500	501 - 1000
903125	903145	903135	M12	4,0 - 6,5	15	50	o. r.	o. r.	o. r.
903126	903146	903136	M16	6,0 - 9,5	20	50	o. r.	o. r.	o. r.
903127	903147	903137	M20	7,0 - 12,0	24	50	o. r.	o. r.	o. r.
903128	903148	903138	M25	11,0 - 16,0	28	25	o. r.	o. r.	o. r.
903129	903149	903139	M32	14,0 - 21,0	36	25	o. r.	o. r.	o. r.

Wall thickness range from 1mm to 4mm

Part no. light grey RAL 7035	Part no. dark grey RAL 7001	Part no. black RAL 9005	Size Metr.	Cable Ø from / to mm	Spanner size mm	Unit	Net EUR/100 items at a purchase of		
							up to 100	101 - 500	501 - 1000
900015	904278	904280	M40	19,0 - 27,5	46	10	o. r.	o. r.	o. r.
900016	904279	904281	M50	26,0 - 34,0	55	10	o. r.	o. r.	o. r.

Dimensions and specifications may be changed without prior notice.

o. r. = on request

HELUFAST Circlip pliers



HELUFAST circlip pliers

Pliers for threadless plastic cable gland.
Combined with the correct insert, the pliers can
be used for all HELUFAST cable glands.
The metal plier insert is simple to change by
hand.

Pliers

Part no.	Size	Unit	Net EUR/item at a purchase of		
			1	2 - 5	6 - 10
980000	-	1	o. r.	o. r.	o. r.

Dimensions and specifications may be changed without prior notice.

o. r. = on request

HELUFAST Circlip pliers

Storage battery-hydraulic systems



HELUFAST circlip pliers, storage battery-hydraulic systems

Electro-hydraulic circlip pliers for threadless plastic cable gland.
Combined with the correct insert, the pliers can be used for all HELUFAST cable glands.
With rechargeable NIMH battery adjustable compression and automatic return.
The metal plier insert is simple to change by hand.



Pliers

Part no.	Size	Unit	Net EUR/item at a purchase of		
			1	2 - 5	6 - 10
905332	-	1	o. r.	o. r.	o. r.

Dimensions and specifications may be changed without prior notice.

o. r. = on request

HELUFAST Inserts



HELUFAST Inserts

Inserts for the new, threadless plastic cable gland.

Combined with the correct insert, the pliers can be used for all HELUFAST glands.

The metal plier insert is simple to change by hand.

Inserts

Part no.	Size	Unit	Net EUR/item at a purchase of		
			1	2 - 5	6 - 10
980010	M12 x 1,5	1	o. r.	o. r.	o. r.
980011	M16 x 1,5	1	o. r.	o. r.	o. r.
980012	M20 x 1,5	1	o. r.	o. r.	o. r.
980013	M25 x 1,5	1	o. r.	o. r.	o. r.
980014	M32 x 1,5	1	o. r.	o. r.	o. r.
980015	M40 x 1,5	1	o. r.	o. r.	o. r.
980016	M50 x 1,5	1	o. r.	o. r.	o. r.

Dimensions and specifications may be changed without prior notice.

o. r. = on request

HELUTOP® HT-Clean Stainless steel cable gland



HELUTOP® HT-Clean

Highest requirements to cleanliness and cleaning.

- EHEDG authorized
- ECOLAB certified

Application

- Food industry - milk and meat products
- Packaging of food machines
- Beverage industry
- Pharmaceutical industry
- Clean room technology
- Biotechnology
- Chemical industry

Material

Stainless steel 1.4305 / AISI 303
Strain relief: POM
Grommet: TPE according to
FDA 21 CFR 177.2600

Properties

- The smooth surface prevents to adhere harmful micro organisms
- Easy, fast and less expensive cleaning because of the smooth surface
- Suitable for high pressure steam cleanin
- Resistent against chemical cleaning supplies
- No threads are exposed
- High tightness
- No enter from water and dirt from outside
- Reliable strain relief due to strain relief element separated from grommet

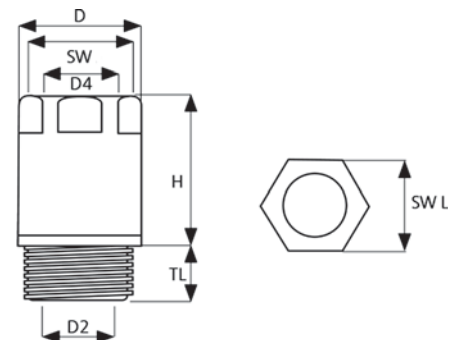
Note

- For tightening from outside use the listed tightening tool
- Assembly with commercial socket wrench
- Delivery including counter nut

Technical data

Protection class: IP 68-5 bar, 30 min.
according to EN 60529;
IP 69K according to DIN 40050-9

Temperature range: -20°C up to +100°C
Temperature range temporary: -40°C up to +150°C



Dimensions

- D Outer diameter of upper part
- D2 Inner diameter of thread
- D4 Inner diameter of upper part
- H Hight without thread
- TL Thread length
- SW Spanner size
- SW L Spanner size Counter nut

HELUTOP® HT-Clean

Part no.	Size Metr.	Cable Ø from / to mm	Thread length mm	Spanner size mm	Outer Ø of upper part mm	Inner Ø of upper part mm	Inner Ø of thread mm	Hight without thread mm	Recommended Cap Counter nut Nm	Unit	Net EUR/100 items
906914	M12 x 1,5	3,0 - 6,5	6,0	14	15,6	6,8	7	21,5	2,5	1	o. r.
906915	M16 x 1,5	5,0 - 10,0	7,0	18	20,2	10,3	10	23	4	1	o. r.
906916	M20 x 1,5	6,0 - 12,0	10,0	22	24,1	12,3	13	27	5	1	o. r.
906917	M25 x 1,5	12,0 - 17,0	14,0	28	30,1	17,3	17	30	6	1	o. r.

Counter nut

Spanner size mm	Hight without thread mm	Recommended Cap Counter nut Nm
15	2,8	6
19	3	9
24	3,5	12
30	4	14

Tightening Tool

Part no.	Size Metr.	Spanner size mm	Height mm	Unit	Net EUR/1 item
906921	M12 x 1,5	5 / 7	5	1	o. r.
906922	M16 x 1,5	6 / 10	5	1	o. r.
906923	M20 x 1,5	8 / 13	8	1	o. r.
906924	M25 x 1,5	10 / 17	8	1	o. r.

Dimensions and specifications may be changed without prior notice.

o. r. = on request



HELUTOP® HT-Clean-EMC

Highest requirements to cleanliness and cleaning.

- EHEDG authorized
- ECOLAB certified

Application

- Food industry - milk and meat products
- Packaging of food machines
- Beverage industry
- Pharmaceutical industry
- Clean room technology
- Biotechnology
- Chemical industry

Material

Stainless steel 1.4305 / AISI 303
Strain relief: POM
Grommet: TPE according to FDA 21 CFR 177.2600

Properties

- The smooth surface prevents to adhere harmful micro organisms
- Easy, fast and less expensive cleaning because of the smooth surface
- Suitable for high pressure steam cleaning
- Resistent against chemical cleaning supplies
- No threads are exposed
- High tightness
- No enter from water and dirt from outside
- Reliable strain relief due to strain relief element separated from grommet

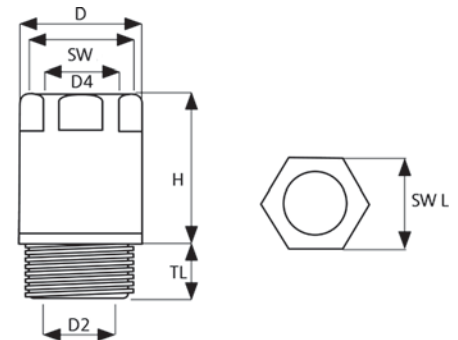
Note

- For tightening from outside use the listed tightening tool
- Assembly with commercial socket wrench
- Delivery including counternut

Technical data

Protection class: IP 68-5 bar, 30 min. according to EN 60529;
IP 69K according to DIN 40050-9

Temperature range: -20°C up to +100°C
Temperature range temporary: -40°C up to +150°C



Dimensions

- D Outer diameter of upper part
- D2 Inner diameter of thread
- D4 Inner diameter of upper part
- H Height without thread
- TL Thread length
- SW Spanner size
- SW L Spanner size counter nut

HELUTOP® HT-Clean-EMV (EMC)

Part no.	Size Metr.	Cable Ø from / to mm	Thread length mm	Spanner size mm	Outer Ø of upper part mm	Inner Ø of upper part mm	Inner Ø of thread mm	Height without thread mm	Recommended Cap Counternut Nm	Unit	Net EUR/100 items
906918	M16 x 1,5	5,0 - 10,0	7,0	18	20,2	10,3	10	28,5	4	1	o. r.
906919	M20 x 1,5	6,0 - 12,0	10,0	22	24,1	12,3	13	33	5	1	o. r.
906920	M25 x 1,5	12,0 - 17,0	14,0	28	30,1	17,3	17	38	6	1	o. r.

Counternut Clean-EMV (EMC)

Spanner size mm	Height without thread mm	Recommended Cap Counternut Nm
15	2,8	6
19	3	9
24	3,5	12
30	4	14

Tightening Tool

Part no.	Size Metr.	Spanner size mm	Height mm	Unit	Net EUR/1 item
906921	M12 x 1,5	5 / 7	5	1	o. r.
906922	M16 x 1,5	6 / 10	5	1	o. r.
906923	M20 x 1,5	8 / 13	8	1	o. r.
906924	M25 x 1,5	10 / 17	8	1	o. r.

Dimensions and specifications may be changed without prior notice.

o. r. = on request

HELUTOP® HT-MS Plus Cable gland

For increased strain relief



HELUTOP® HT-MS Plus

Nickel-coated brass cable gland for very high density and strain relief.

Application

- Plant and machine construction
- Automation technology
- Vehicle construction and shipbuilding
- Installation technology
- Control cabinet construction

Material

Brass, nickel plated
Seal: NBR
O-ring: NBR

Properties

- Optimum strain relief through clamping plates (strain relief B to EN 50262 over the entire clamping region)
- Easy to assemble
- Large clamping areas

Note

For rotating the cap nut use tool. Note tightening torque!
Details on the individual tests appear in section "Technical Information".

Technical data

Protection class: IP 68 - 40 bar / IP 69K
Temperature range: -40°C up to +120°C
Test standard: EN50262



Dimensions

G Thread size
GL Thread length
SW Spanner size

Metric thread

Part no.	Size Metr.	Sealing insert colour	Cable Ø from / to mm	Thread length mm	Spanner size mm	Unit	Net EUR/100 items at a purchase of		
							up to 100	101 - 500	501 - 1000
905720	M16 x 1,5	grey	4,0 - 11,0	8,0	21	100	o. r.	o. r.	o. r.
905721	M20 x 1,5	grey	5,0 - 13,0	10,0	24	100	o. r.	o. r.	o. r.
905722	M25 x 1,5	grey	6,5 - 15,5	10,0	28	50	o. r.	o. r.	o. r.
905723	M25 x 1,5	grey	10,0 - 20,0	10,0	30	50	o. r.	o. r.	o. r.

Dimensions and specifications may be changed without prior notice.

o. r. = on request

HELUTOP® HT-MS c Plus Cable gland

For increased strain relief, chromated



HELUTOP® HT-MS c Plus

Black-chromated brass cable gland for very high density and strain relief.

Application

- Plant and machine construction
- Automation technology
- Vehicle construction and shipbuilding
- Installation technology
- Control cabinet construction

Material

Brass
Seal: NBR
O-ring: NBR

Properties

- Optimum strain relief through clamping plates (strain relief B to EN 50262 over the entire clamping region)
- Easy to assemble
- Large clamping areas

Note

For rotating the cap nut use tool. Note tightening torque!
Details on the individual tests appear in section "Technical Information".

Technical data

Protection class: IP 68 - 40 bar / IP 69K
Temperature range: -40°C up to +120°C



Dimensions

G Thread size
GL Thread length
SW Spanner size

Metric thread

Part no.	Size Metr.	Sealing insert colour	Cable Ø from / to mm	Thread length mm	Spanner size mm	Unit	Net EUR/100 items at a purchase of		
							up to 100	101 - 500	501 - 1000
905724	M16 x 1,5	grey	4,0 - 11,0	8,0	21	100	o. r.	o. r.	o. r.
905725	M20 x 1,5	grey	5,0 - 13,0	9,0	24	100	o. r.	o. r.	o. r.
905726	M25 x 1,5	grey	6,5 - 15,5	10,0	28	50	o. r.	o. r.	o. r.
905727	M25 x 1,5	grey	10,0 - 20,0	10,0	30	50	o. r.	o. r.	o. r.

Dimensions and specifications may be changed without prior notice.

o. r. = on request